

CHIPS &

September 2024

S
H
A
V
I
N
G
S

The latest news and updates from
South Puget Sound Woodturners

In This Issue

- [September President's Letter](#)
- [Mini Symposium!](#)
- [SPSW Website](#)
- [Look Ahead for the 2025 Program](#)
- [2024 Calendar of Events](#)
- [Wood Sales Table](#)
- [Fair Demo Volunteer Schedule](#)
- [A Word from Kent Horton - AAW Liason](#)
- [New Member Spotlight - Michal Coston](#)
- [August President's Challenge Winner](#)
- [July Wood Auction Results](#)
- [SPSW Officer List](#)
- [Membership Renewal](#)
- [Zoom Instructions](#)



September President's Letter
By Kathy Garlick

Is it September already? Where has the summer gone? We see children returning to school with excitement to see their friends after a summer apart and recounting the adventures of their vacation. What it would be like to be young and carefree again? As the summer months come to a close, we begin to harvest the remains of the garden and prepare for fall as the temperature drops. Have you got your wood stored for the coming months?

We have a lot in store for the month of September, first is our demonstrations at the Washington State Fair, formerly the Puyallup Fair. Our second meeting at the WSU-Extension campus here in Puyallup being our bi-annual Mini-symposium; see Ed White's article on what to expect there; the theme being ornaments. Come and be inspired to make and give ornaments as gifts and learn some techniques to make that 'perfect, original' design that can someday be your signature work.

What was your favorite take away from our demonstration in August with Pat McCart? I think both Devin and I were greatly influenced by his polyurethane finish technique. We have both been struggling with doing a poly finish for such a long time, I can't wait to re-watch the recording which is available on our SPSW Website.

Here is a reminder that although our mini-symposium is not being recorded, there will still be a President's Challenge in September. Our challenge is a fancy footed bowl or vessel. Your work must be 'elevated' for qualifying in the Challenge. Please bring your piece during our social hour from 5:30-6:30 p.m. to be judged. The winner will be announced during our announcements between 6:30-7. We need to give our demonstrators, membership and store sales time to set up their stations.

We need you to help us with set up and clean up so we can get started on time and get out of the building on time as well. Thank you in advance for your willingness to serve and help, many hands make light work. Dedicating your effort to a station will make things run smoothly. We also have a general facility checklist to complete. Remember, if you help, you get a raffle ticket entry into our December drawing at the annual Christmas party (don't forget to write your name on the ticket first).


I can't wait to see you all soon! Thank you for all you do to make our club a wonderful place to be, your acceptance and friendship has meant the world to me and Devin. We welcome all new members to introduce themselves and get their photos taken for our membership roster (photo booth will be available again in October).



Kathy Garlick

Participation Tickets

If you participate in **Show and Tell, Wood Donation, or Set-up / Clean-Up**, make sure you fill out a participation ticket. The tickets are for prizes at the December meeting!



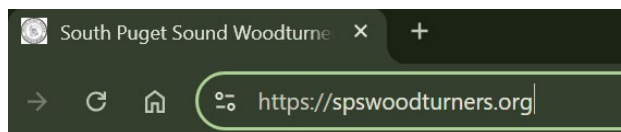
Don Norton



September 19, 2024 - SPSW Mini-Symposium Ornaments & Finials		
Topic	Demonstrators	Description
Membership Booth - Renew your membership today	Terry Broberg	Join or Renew your Club Membership
Club Store	Pam Parson	Purchase needed items for your favorite woodturner
Club Wood Sales	Devin Garlick	Fine assortment of wood for your next project
D-Way & Box Master Tools	Jimmie Allen - & Team	Invest in the best! Locally Made in USA / Washington
Sharpening	Michael Poirier	Needing to sharpen your sharpening skills. Mike will demonstrate how he sharpens. Bring a dull tool or two...
Figurines and Lighthouses	Jeff Marshal	Jeff will demonstrate easy to make turning for decorations
Finials	John Howard	John will demonstrate making finials to top off your decorative ornaments
Inside-out-Ornaments	Eileen Collins	Eileen will demonstrate the process of making Inside-Out-Turnings that make great Ornaments.
Ornaments	Jim Robson	Jim will be demonstrating how he make ornaments that can be used as great gifts.

SPSW Website

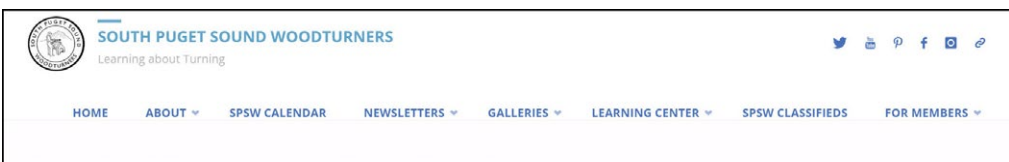
Have you visited the SPSW website? I’m sure you’ve heard about all of the scams and web attacks that occur on a daily basis. The SPSW website is not immune to these attacks. But we have a tool installed called WP Cerber Security. The WP stands for WordPress, which is the software that our site is developed with. WP Cerber acts like our security fence to prevent damaging attacks on the site. Back in late 2020/early 2021 we were seeing an average of 2000 malicious attempts per week stopped by WP Cerber. Last month, July 2024 we saw 14,000 per week! And have you noticed our URL in the address bar? It starts with https:// but do you know what the “s” represents? It indicates that the website has a “secure socket layer” (SSL) certificate.



An SSL certificate is a digital certificate installed on our web server, which enables a secure, encrypted connection between our server and your web browser. This certificate verifies our website’s identity and allows it to implement SSL encryption-based security. SSL is commonly used in online services that require secure information transmission, such as:

- Online banking and shopping
- Email services
- Social media platforms
- Government websites

So visit your club’s website and be assured that we are doing everything we can to make you visit safe and secure.



Tim Spaulding

Look Ahead for the 2025 Program

Do you know everything you need to know about finishing? If not, plan to attend our February meeting to see Jay Shepard’s demonstration and learn about his methods for finishing.

Potential Workshop: Currently, I am working out details for setting up a demonstration and a follow-on workshop from Kevin Jesequel (<https://www.forloustudio.com/>) covering: olla forms (closed mouth pots) and small opening hollow forms. Please let me know if you have any interest in attending an all-day workshop with Kevin Jesequel some time in 2025. Hoping to set up the workshop on the Friday following one of our future meetings. Both Kevin and Jay were a demonstrator at the 2024 Portland AAW Symposium.

Call for Club Member Demonstrators: If you have some skills and would like to share with the club, consider giving a demonstration in 2025. If this is something you might be interested in trying, please reach out to me during one of our meetings, by email: programs@spswoodturners.org or by phone: 206-218-3797.

Demonstration Topics: Is there a demonstration topic you have an interest in seeing during one of our club meetings? Please reach out and let me know. Same contact information provided above.

Always Turn Safe

Ed White



2024 CALENDAR OF EVENTS

Date	Time	Demonstrator(s)	IRD	Subject
Sept 19th	7pm	Mini Symposium		See Mini Symposium List on the previous page
Sept 21st	9am	Sawdust Session		Wayne Wells’ Shop*
Oct 17th	7pm	Trent Bosch		Hollow Forms
Oct 19th	9am	Sawdust Session		Wayne Wells’ Shop*
Nov 21st	7pm	Eileen Collins		Design Your Custom Logo and the LaserPecker
Nov 23rd	9am	Sawdust Session		Wayne Wells’ Shop*

* 12012 28th Ave E, Tacoma 98445

Wood Sales Table

Hi All,

Devin here. I just wanted to give you a heads up for the wood exchange/wood sales table at the mini-symposium this month. I will have some rounds ready to go for a variety of bowls. I hope to have samples of the wood with some sort of simple finish for you to see the grain in the wood. If you would like to exchange wood with me, I am open to that option. If you would like to just purchase some wood, that is okay as well. All proceeds will be donated to the SPSW, wood donated by MiniLogger LLC.

Thank you for your support.

Devin Garlick



Washington State Fair Demo Volunteer Schedule (all demos will be on stage C)

Date	Time	Volunteer #1	Volunteer #2
Fri. 8/30	12:00 - 2:30	Pat McCart	John Howard
Fri. 8/30	2:30 - 5:00	Justin Parson	Al Fiedler
Fri. 8/30	5:00 - 7:30	Pat McCart	John Howard
Sat. 8/31	5:00 - 7:30	Pat McCart	David Best
Sun. 9/01	5:00 - 7:30	Pat McCart	Dereck Riggle
Mon. 9/02	5:00 - 7:30	Pat McCart	Jim Robsen
Sat. 9/07	12:00 - 2:30	Ramon Lyn	Kathy Garlick
Sat. 9/07	2:30 - 5:00	Dave Peters	Gary Grant
Sat. 9/14	12:00 - 2:30	Wayne Wells	Brandi Lowrance
Sat. 9/14	2:30 - 5:00	Ed White	Brandi Lowrance
Mon. 9/16	5:00 - 7:30	Kathy Garlick	Brandi Lowrance
Fri. 9/20	5:00 - 7:30	Derek Riggle	Charlie Goodman
Sat. 9.21	12:00 - 2:30	Ramon Lyn	Doug Reynolds
Sat. 9.21	2:30 - 5:00	Jeff Marshall	Doug Reynolds
Sun. 9/22	12:00 - 2:30	Ramon Lyn	John Howard
Sun. 9/22	2:30 - 5:00	Pat McCart	John Howard

A Word From Kent Horton

Hello . . . again, this is Kent Horton with another installment of SPSW's AAW Connection. As I have, with every installment of my newsletter articles – I strongly encourage fellow SPSW members to join AAW if you are not already a member. The AAW provides great resources for all woodturners to improve their craft – regardless of your current skill level from rank beginner to accomplished professional.

In a recent issue of "American Woodturner" (the monthly magazine published by AAW) there were two "how to" articles that caught my eye. The first was dealing with turning a kitchen scoop (think small coffee measuring scoop). The process Bill Kram describes begins with mounting the scoop blank on a large disk using hot melt glue and hollowing out the bowl portion first and then remounting the blank in a spindle orientation and turning the outside of the bowl and handle. Other methods I have read about require making a special jig for each scoop and have the handle act like a propeller while turning the bowl portion. I shutter thinking of how it would feel when my finger gets too close to that propeller. Mr. Kram's method sounds so much safer, I think this project will need to go onto my "someday I would like to try that" list. I am thinking this would make a great stocking stuffer for the coffee drinkers in my family.

The second project I think would be interesting would be to make an accent light with an open segmented base that incorporates a glass orb. The light source is an LED puck light that illuminates not only the spaces in the segmented base, but also as the light radiates through the glass orb. A very distinctive lamp.

Every so often I receive a notice of upcoming AAW woodturner events. I thought I would share these for those who might be interested in attending one or more of these woodturning events.

- To begin with, the Mid Atlantic Wood turning Symposium will be held on September 20-22, 2024, in Lancaster PA.
- The Rocky Mountain Woodturning Symposium will be on September 27-29 2024, in Loveland, CO.
- The AWGB (the Association of Woodturners of Great Britain) will hold their International Woodturning Seminar at Yarnfield Park Training and Conference Center on October 4-6, 2024 in Staffordshire.
- Locally, the Northwest Washington Woodturners will hold their NWW All Day Demo featuring Keith Gotschall on October 19, 2024 in Anacortes, WA.
- The Virginia Woodturning Symposium will be held on November 2-3, 2024 at the ExpoCenter in Fishersville, VA.
- The 2025 South Florida Wood Art Exposition will be on January 10-11, 2025 at the Charlotte Harbor Events Center in Punta Gorda, FL.
- The Tennessee Association of Woodturners will host their 36th Annual Symposium on January 31-February 1, 2025, at the Marriott Hotel and Convention Center in Franklin, TN.
- The 5th Oregon Woodturning Symposium will be on March 14-16, 2025, in Albany, OR
- Lastly, the 2025 International Symposium will be on June 12-15, 2025 in Saint Paul, MN, the home of the AAW and the Gallery of Wood Art.

If you are interested in attending one of these AAW events, I encourage you to contact the AAW at (651) 484-9094 to get additional information.

Yours in turning,

Kent Horton,
Director-at-Large
AAW Liaison
206.909.2701

scimankent@gmail.com

[Table of Contents](#)

New Member Highlight - Michal Coston

New member highlight comes all the way from The Dalles, Oregon! Michal Coston has joined our chapter of the South Puget Sound Woodturners earlier this Spring. I have been so impressed by how far he has come in his wood turning since touching base with him after more than 24 years. It surprised me to see his mom post his work on her social media page a year ago. In connecting with Mike, he has shared with me his wood turning journey. As with many fine turners in our club, he turned back in Jr High School in West Seattle many years ago. After his time in the Air Force, he went to school and started working in refrigeration repairs. This brought him to his current home in The Dalles, where he met his sweet wife and lifelong partner in crime. Today, Mike loves to spend his weekends on the water in his boat with his wife, children and grandchildren, during the week he is always turning something new. When summer closes he can be found in his shop, honing his skills as a wood turner. I have certainly enjoyed the evolution of his work and the excitement shown in his very own family. He loves to spend time with his granddaughter, teaching her how to turn and she is developing her own love for wood turning along with her grampa Mike. Recently he has started a new Facebook page: MRC Woodturning, you can check out his beautiful work there and see his commissioned pieces as well.

Kathy Garlick



August President's Challenge Winner

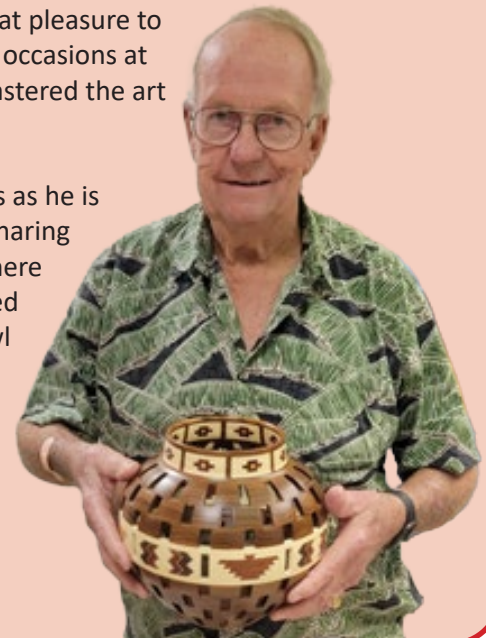
August was such a crazy month, lots going on. Excitement in meeting in Puyallup for the first time, a President's Challenge that came together with a whim after seeing some beautiful segmented pieces over the years. It was a tough competition for the judges in choosing the August winner. Segmenting is not something that you can just pick out a piece of wood from the wood pile and say to yourself, let's do this! It takes careful planning, cutting a lot of small pieces and putting them together like an unknown jigsaw puzzle. Did I mention glue? Lots of glue goes into segmented work. This month we had a piece that had as few as 5 pieces up to hundreds of pieces. Planning, lots of planning.

This President's Challenge was no exception to the rule when it came to beauty and elegance, that's for sure. Our winner is none other than Chris Christensen. You might recognize his lattice bowl from last month's show and tell. We were all blown away with that one. I even overheard someone say that the quality of style, workmanship and artistry could be AAW American Woodturner Magazine worthy. The judges were ready to wrap things up with the President's Challenge when right under the gun walked in two new entries and it all went haywire. As soon as Chris pulled his piece out of his bag, my final thought was game over. The Southwest themed basket urn was like nothing I have seen in our club show and tell in the past. The judges had their hands full and I had to walk away and let them do their jobs; I have absolutely NO influence over who is the final winner, I just get to write the articles and get to know these amazing artisans.

When speaking to Chris, I asked him how long he has been turning and doing wood work. He said, "well, I'm 82, when I turned 70, my family threw me a surprise party. I was given a bowl that was made of lots of little pieces of wood". Having recently retired as a machinist and having a machine shop in his garage, Chris sold off all of those tools and bought wood working tools with his wife's blessing. This interesting bowl really piqued a new passion in him that he will only produce segmented work. Chris belongs to an online club: Segmented Wood Turners whose sole focus is segmenting work. He has had the great pleasure to have met world renowned segmenting artist, Malcolm Tibbets on a few occasions at symposiums near and far. I would say that this student has definitely mastered the art of segmented work.

I am happy to welcome Chris Christensen into the SPSW with open arms as he is also a new member to our group. After much time as a Snow Bird and sharing time in Arizona and Washington, Chris has become a full time resident here in Washington. We look forward to seeing many more of your segmented work and I especially am looking forward to your John Beaver wave bowl at our October Show and Tell. Nope, I still don't know how many pieces are in the winning piece, but to give a hint, the average is 48 pieces in each row and 16 rows, but I will not venture to guess how many pieces are in this winner! Congratulations Chris!

Kathy Garlick



August President's Challenge Entries



Jeff Logan

John Howard

Michael Poirier

Chris Christensen

Michal Coston

Tim Spaulding

Are you enjoying hearing about all of our wonderful artisans each month, the President's Challenge winners? Have you enjoyed seeing all of the wonderful pieces of art that have been created, too? I certainly have not been disappointed. I am so happy to continue this tradition into next year and beyond, with your input and permission!

Kathy Garlick

July Wood Auction

Pen Blanks:	\$15.00
Wood Lots:	\$1,298.00
Donations:	\$129.00
Anchor Seal:	<u>\$180.00</u>
Grand Total	\$1,622.00

We had 71 lots of wood in the auction, we had 24 paddles checked out, 20 purchasers + a donation only.

New SPSW Meeting Location

The new location is the Washington State University Research & Extension Center, 2606 West Pioneer, Puyallup, Washington 98371. (a.k.a. Allmendinger Center)



Walnut



Green Apple



Jim Robson



Michael Lyle



Pat McCart
Koa



SPSW is a chapter of the American Association of Woodturners (AAW). Many of our members are just members of the chapter but not the American Association of Woodturners (AAW). **The AAW offers an introductory free 3-month trial membership to chapter members.** The free membership allows access to all online publications like The American Woodturner, Woodturning FUNDamentals magazine, and AAW e-newsletters.

Visit the website www.woodturner.org (or click the link if you are an email newsletter subscriber) and look under Membership then Join Today. Scroll to the bottom of the page. The above hyperlink will also take you there. For those who prefer to do it by phone, call 877-595-9094 M-F 8:30 to 4:30 Central time.

YOUR SPSW OFFICERS

President: Kathy Garlick
253-204-9278
kgcloset@yahoo.com

V. President / Program Chair: Ed White
206-218-3797
programs@spswoodturners.org

Secretary: Mark Gilbert
secretary@spswoodturners.org

Treasurer: Pam Parson
253-381-7130
spswtreasurer@gmail.com

Newsletter: Suzette Edwards
253-846-8418
winginsue@gmail.com

Membership: Terry Broberg
253-606-2190
membership@spswoodturners.org

Webmaster & Social Media: Tim Spaulding
webmaster@spswoodturners.org

Store Sales: John Howard
253-370-5704
storesales@spswoodturners.org

Industry Coordinator: Pat McCart
253-927-5464
industry@spswoodturners.org

AV Coordinator & Zoom Tech: Ramon Lyn
904-993-8106
avcoord@spswoodturners.org
tech@spswoodturners.org

Wood Rat: Doug Reynolds
253-941-7985
wood_rat@spswoodturners.org

Mentorship: Michael Poirier
mentorship@spswoodturners.org

Director At Large: Dave Best
253-732-5654
atlarge2@spswoodturners.org

**Director At Large: AAW Liaison
Kent Horton**
206-909-2701
scimankent@gmail.com



Looking for some inspiration?
Check out the [SPSW YouTube Channel](#)

2024 Membership Renewals



If you enjoy SPSW please take the time to renew your membership.

The dues for 2024 are only \$45 for the entire year and that is for your whole family.

Terry Broberg, our Director of Membership, is taking dues for the 2024 year. I hope each of you will join us again for another event-filled year. I would like to encourage everyone to get your 2024 dues paid as soon as possible.

Your dues are what enable us to rent our great meeting facility, provide equipment like the new multiple camera system used to enable members to better view demonstrations in person and on-line, and purchase the tools and equipment we need to run demonstrations and sawdust sessions.

You can either pay your dues at the meeting, or an even easier method is to do it online through the members only tab on the [SPSW website](#).

We are now collecting dues for 2024. Dues for individuals or for the whole family are \$45/year. We accept cash, check, Visa®, MasterCard®, American Express®, Discover® or debit card.

This is still one of the best deals around. For just \$45 you get a monthly meeting featuring top notch presenters, an avenue to display your talents, and a forum to seek advice and ask questions. You have access to a group of mentors who can help you improve your skills.

Also, there is a monthly “open turning session” (our Sawdust Sessions) on the Saturday following the meeting. Use the membership application below and pay at the meeting or mail it to the address on membership form.

We now also have the option for you to join, renew, or just donate. We are a registered 501 (c)(3) non-profit organization. You can pay at the meeting, or on-line! Just go to our website (www.spswoodturners.org), fill out the form, and pay with PayPal.

AAW membership is separate from membership in the SPSW Chapter. Now is also a good time to sign up for the [American Association of Wood turners \(AAW\)](#). Annual memberships in the AAW operate on an yearly anniversary cycle, whereby your membership will start with your join date and continue until the same date the following year.

If your level of AAW membership includes a printed copy of the American Woodturners journal, you will receive six issues starting with the issue published after you join or renew.

South Puget Sound Woodturners (SPSW) Membership Application

Name: _____ Membership: New
 Renewal

Address: _____

City: _____ State: _____ Zip: _____

Telephone number: _____

Email: _____

How long have you been turning? _____ AAW Member?: _____

Interest: Spindle Turning Bowls Vases Segmented turning Tool making
Tool Sharpening Pen Making Other

Membership dues for South Puget Sound Woodturners are \$45.00 annually. IF paying by mail, make the check payable to South Puget Sound Woodturners (or SPSW) and mail this form to:

South Puget Sound Woodturners
PO Box 1792
Milton WA 98354

If paying on-line, [visit our website](#), fill out the on-line form and pay with PayPal