


CHIPS &

October 2023

S H A V I N G S

The latest news and updates from
South Puget Sound Woodturners



In This Issue

- [October President's Letter](#)
- [Update on Fred Abeles](#)
- [Symposium Review](#)
- [Emergency Food Network Empty Bowls
LAST CHANCE](#)
- [2023 Calendar of Events](#)
- [A Note From Ramon Lyn](#)
- [Russell Nyman & Ethan Green
50 Nifty Woodturning Tips & Tricks](#)
- [A Word From Kent Horton - AAW Liason](#)
- [October Store](#)
- [SPSW Officer List](#)
- [Membership Renewal](#)
- [Zoom Instructions](#)

October Presidents Letter *by Kathy Garlick*

Can you believe October is already upon us. Another month has completely flown by and we are in the throes of Fall and the weather has not disappointed us – it is Washington, after all. The leaves are changing so quickly and the rain makes sure the wind isn't blowing them everywhere. Time to hunker down and get those lathes spinning. What are you turning these days? We would love to see them at our show and tell at our monthly meetings. Due to time constraints, we may not be able to highlight every piece, if you bring multiples, but we will try our best. We do love to hear about everyone's creations and seeing your artistry in hand. Thank you for sharing the best of your works. We will be photographing all pieces for the newsletter submissions so make sure you fill out a form and print your name clearly. Thank you.

Our Mini-Symposium was quite spectacular. Doug Reynolds, our Wood Rat extraordinaire brought his Kintsugi bowls and shared how we can make beautiful, artistic, one of a kind pieces that we might have at one time tossed in the pit but now is a beautiful butterfly. Justin Parson demonstrated pen making, something we can do as a quick and easy project to give as a gift. John Howard demonstrated making tool handles and kit handles (which he showed off at the sawdust session). Jimmie Allen did an amazing job showing us how to use the D-Way beading tools. Lucky me, I felt privileged to have some one on one time with Jimmie at the Symposium. Of course tool sales were spot on – Thank you to Jimmie and his crew! We were surprised with Ken and Polly Light bringing in some of Ken's library of books to share at the free table –Thank you both. Last but not least our own Devin Garlick at the wood exchange table had a great time exchanging wood with some of you, even after the symposium.

Wooturners safety tip of the month from Sandi Swayze at the Mini Symposium:

If you have ever gotten your knuckles eaten up when working close (you are in the zone) to the chuck, you know what I mean. "Use a rubber bracelet, like the ones from the dollar store or wherever and just stretch it over your chuck jaws so you don't eat up your knuckles."

Kathy Garlick



Update on Fred Abeles

From John Howard:

I went up to see Fred last Friday, at the Assisted Living Facility where he is staying.

I am happy to report that where he is living seems like a very nice place and Fred seems to be fully aware that he is there because Donna is both recovering from her heart issues and providing all the care that Fred needs at the same time.

Fred was very happy to see someone from the club and if any of you could shake loose long enough to visit and spend a little time with him, he would be delighted.

From Donna Abeles:

I would love for everyone to visit Fred. He needs the interaction and I am not always available. He really misses all of you and would love to see you. HE NEEDS YOU!!!!



September Mini Symposium

KINTSUGI FOR WOOD

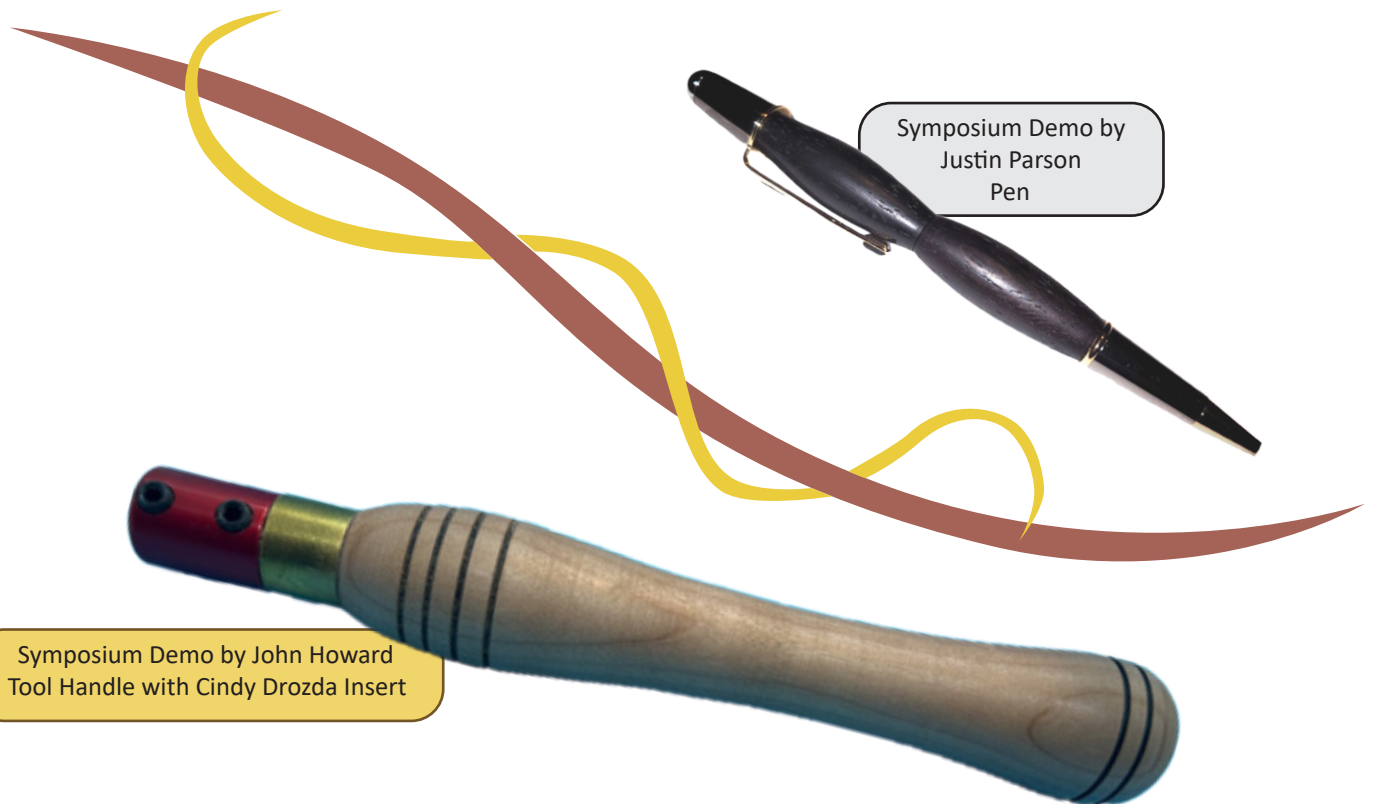


Symposium Demo by Doug Reynolds
Repairs made with Koa bow ties
and holographic glitter.



The Japanese art of repairing broken pottery by mending the areas of breakage with lacquer dusted with powdered gold, silver, or platinum. The idea is that we embrace and beautify the flaws and the imperfections thus making them features NOT flaws. And, in doing so we create something much stronger and more beautiful.

From the 2023 AAW Symposium with Phil Irons.



Symposium Demo by
Justin Parson
Pen

Symposium Demo by John Howard
Tool Handle with Cindy Drozda Insert



Saturday, November 18th, 2023
Charles Wright Academy

- Annual free event, open to the public
- Highly attended (800 – 1,000)
- Soup donated by local restaurants
- Bowls donated by local artists

All proceeds support EFN’s work feeding neighbors in need!



October is the last chance for turning in bowls!



EMERGENCY
FOOD
NETWORK

Marissa Lewis-Ryder of the Emergency Food Network (EFN) did a presentation at our May General Membership Meeting regarding the important role our Empty Bowls charity event plays in helping to bring food to the hungry in Pierce County.

This year SPSW has partnered with Wane and Fitch who has donated wood for us to turn into bowls and other items to donate to the EFN. I distributed a number of wood blanks and need them back **not later than our October meeting**. Be sure to use a food safe finish.

I will bring more blanks to our next meeting if you choose to participate. With over 85 members I am hoping we can donate at least that many turned items for the auction.

...so that no person goes hungry.

Doug



37 bowls were donated in September and 34 in August!

A Note from our AV Co-ordinator

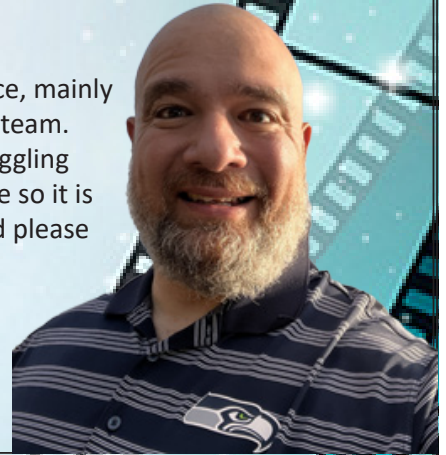
Hello SPSW Members,

From right before the pandemic, I have taken on the role of improving the meetings by changing a single video camera on a boom arm into a multiple camera system with different angles to give you a more immersive experience. This involved adding a very complex video switching system and with that system introduced a lot of wires to feed to various parts of the auditorium and give everyone different camera angles so they can see better. In addition to that, the pandemic brought a new aspect of hosting meetings called Interactive Remote Demonstrations or IRDs for short. This allowed you to stay in the safety of your home and still come to the meeting via the internet and a wonderful application called Zoom. When the pandemic ended, we had to switch to an even newer form of meetings called the Hybrid meeting which is a blend of both in-person and remote viewing that added a newfound complexity to our setup.

With this setup I discovered that I needed extra help so we can have our meetings start on time with a very limited setup window and was lucky enough to find a few members who were willing to help. Now there comes a time to admit that I am no expert in video production. I am completely self taught and I do my best to put on a great presentation despite having some hiccups occasionally. I would like to do better and therefore I am asking for help.

If there is anyone in the club who has audio visual production experience, mainly sound engineering, we would love it if you could volunteer and join our team. Most of the time I'm guessing on what to do at the sound mixer while juggling the video production switching and monitoring Zoom all at the same time so it is getting overwhelming and I am asking for some help. If you are interested please reach out to me at avcoord@spswoodturners.org

Thank you and happy turning,
Ramon Lyn



Close up of the finial

John Howard

Handle made from the finial leftovers



75 Tops for the Buckley Food Bank

Some from the fair.


Some by Pat McCart

October Demo - Russell Nyman & Ethan Green - Fifty Nifty Tips and Tricks



The truth is, there's much more to "Fifty Nifty Shop Tips" than advertised. This demonstration has been offered to about a dozen AAW chapter meetings over the years and one group kept count of the useful woodturning tips and the total was 239 tips! Presented by two familiar faces, Russell Neyman and Ethan Green, this will be the featured show at this month's meeting.

The demonstration began as a somewhat informal but deliberately hectic meeting top for the Olympic Peninsula Woodturners about ten years ago. It involved five demonstrators, each one offering methods of work with no regard for what the other four had to offer. One would talk for two minutes, then another would jump in, then another. It was craziness, but delightfully entertaining and quite informative. The "show" has become more organized and sophisticated through the years, and literally scores of new tidbits have been added. Topics range from methods of mounting wood securely, to measuring bowl depth, to keeping glue stains from ruining your project.



Russell teaches the art at his Port Orchard Studio through a program called "The Woodturning Experience." He is the former president of the Olympic Peninsula Woodturners and is a featured artist in two West Coast art galleries. Ethan is a graduate of TWE and, although a relative newcomer to woodturning, has rapidly acquired skills and equipment at an impressive rate. He seems destined to become one of Puget Sound's leading artisans.

2023 Calendar of Events

Date	Time	Demonstrator(s)	IRD	Subject
Oct 19th	7pm	Russell Neyman & Ethan Green		50 nifty woodturning tips and tricks
Oct 21st	9am	Sawdust Session		Wayne Wells' Shop*
Nov 16th	7pm	John Howard		Square Edged Bowl
Nov 18th	9am	Sawdust Session		Wayne Wells' Shop*
Dec 21	7pm	Holiday Dinner		
Jan 18 2024	7pm	Eileen Collins		Fiber Reactive Dyes
Jan 20 2024	9am	Sawdust Session		Wayne Wells' Shop*
Feb 15 2024	7pm	Terry Broberg		Epoxy Rimmed Bowl
Feb 17 2024	9am	Sawdust Session		Wayne Wells' Shop*

* 12012 28th Ave E, Tacoma 98445

Note: In house demos are broadcast on Zoom from the Fife Center. DO NOT MISS OUT! Read the ZOOM instructions on the last page.

A Word From Kent Horton

Hello again, this is -kent Horton, your SPSW/AAW liaison. I will begin, as always, with my mantra.

“If you are serious about becoming a better wood turner and improving your skills, you owe it to yourself to join AAW, they provide many resources for improving your turning skills – no matter what your current level.”

Before I get into reviewing the latest issue of AAW’s “American Woodturner” magazine. I want to share with you the current status of an earlier posting regarding SPSW shirts for members to wear at the upcoming AAW International Symposium in Portland, Oregon on May 23-36, 2024. After discussion, the board decided that rather than producing commemorative shirts specific to the 2024 symposium (think Rock Concert Tour Shirts), our club would be better served to produce generic SPSW shirts that would be good to wear at any time, and provide an excellent opportunity to talk with interested folks about our club. If you have any additional questions on this topic – feel free to contact me directly.

There were a couple of articles in this month’s “American Woodturner” I wanted to speak to. First, an article by Terry Martin on Bowl turning. In this article, he reviews the steps he follows in turning a bowl. He advocates considering different aspects of the wood at hand before committing to a particular bowl shape or turning process.

I have long thought about how I might use my router in developing pieces on the lathe. Cindy Pei-Si Young has written a two-part article that shares several practical methods of incorporating the router in her work. These articles may well provide the incentive I need to take that next step of actually doing it.

As I read the articles on pioneering women woodturners I reflected on AAW’s WIT (Women in Turning) initiative. The article highlights female woodturners – Joyce Anderson (1923-2014), Lady Gertrude Crawford (1868-1937), Kaija Arikka (1929-2014) and Mildred Blaine Garrett (1910-1986) and their contributions to the craft of woodturning. Interesting reading.



Thanks,

Kent Horton,
Director-at-Large
AAW Liaison
206-242-4432



Suzette Edwards

Wine stems & Bottle Stopper
Black Walnut

Wine stems & bottle stopper - Russian Olive

Plate - Black Cherry



SPSW Store October

Several people have been asking for Anchor Seal Plus so I will always try to have a couple gallons for sale at the meeting. I don't always bring it in but will try to have at least a couple gallons in my car. So, if you want a gallon of our freeze stable Anchor Seal Plus, please ask, even if you do not see it on the table at the meeting.

Over the past couple of months, we have run low on several items, and have stocked up on all of them. Come by and take advantage of our fresh stock of DynaGlide Plus dry lubricant, Star Bond Thin, and Doctor's Woodshop Pens Plus finish!

We have added a couple of new items to our stock also. People have been asking for, and we now carry Star Bond Medium body superglue, which is used to fill small voids and cracks, and can also be used to create a very fast cyanoacrylate finish on pens and other small items. We also have had requests for Doctor's Woodshop Cutting Board Wax which we now carry also.



As usual, please come see us at the meeting, and check out what we have and hopefully you can take some of these must have products back to your shop. Let us know if there are commonly used items that you would like to have available through the SPSW Store! We strive to offer the best prices on products that our members use every day in their shops.

Until then, keep those chips flying!

John Howard

Store Sales Price List

Brand	Description	Unit Size	Price
Adhesives			
Starbond	Starbond Thin, kit	2 oz	10.00
	Starbond Instaset accelerator	2 oz	4.00
	StarBond Thin, set	16 oz	35.00
	StarBond Medium	2 oz	10.00
	Accelerator, Pump	2 oz	9.00
Bob Smith Industries	MaxiCure, Extra Thick Gap Filling	2 oz	9.00
	Maxicure Medium, Gap Filling	2 oz	9.00
	20 minute cure epoxy resin	13 oz Kit	12.00
Insta-Set	Insta-Set Accelerator, Pump Spray	2 oz	10
Adhesive Accessories			
	Extender tips	3 ea	1.00
	Extra fine glue tips	3 ea	1.00
	Tubing (2 feet)		1.00
	CA Applicator, Fine	3 ea	1.00
	Glue Cap Replacement	ea	1.00

Store Sales Price List continued

Brand	Description	Unit Size	Price
Adhesive Accessories Continued			
	SuperSolvent	2 oz	7.00
	Superglue Pipettes (Eye Droppers)	3 ea	1.00
Sanding			
Woodturners Wonders	Toughy Tapered Sanding Disc Mandrels 2"	ea	7.00
	Tuffy Tapered Sanding Disc Mandrels 3"		10.00
	Soft Intermediate Sanding Pad 2"	ea	4.00
	Soft Intermediate Sanding Pad 3"	ea	5.00
	Green Wave Mylar backed Sanding Disks, 3" Oversized	25 Pack	7.00
	Wonderweave 2" disk Kit, Low Grits (60- 600)	40 Discs	9.00
	Wonderweave 3" disk Kit, Low Grits (60- 600)	40 Discs	14.00
	Wonderweave disk Kit 3" High Grits Grits (800-3000)	25 Discs	12.00
	Wonderweave 3X8" 60-600 rit sheets Assortment	Pack	5.00
	1/3 Sheet Hook and loop Flexible Hand Sanding Pad		8.00
	Sand Paper, Ekablue from Sweden 120 - 360 grit	2 Sheets	1.00
Uneeda NW	EkaMant Blue Sanding Discs 2" 80 - 1000 Grit	10 Pack	3.00
	EkaMant Blue Sanding Discs 3" 80 - 1000 Grit	10 Pack	4.00
	Emory Cloth Sheets 8.5X11" (120, 180, 220, 320)	ea	1.00
	9x11 Wet Dry Sand Paper 400 - 600 Grit	4 Sheets	3.00
Ultra Flex	Micromesh Wet/Dry Sand Paper	2 Pack	24.00
Finishes and Finishing Materials			
GluBoost	Fill n Finish Kit		43.00
Doctors Workshop	Walnut and Waxpaste	Jar	10.00
	Walnut Finishing Oil		14.00
	Microcrystal Wax Bowl Finish	Pint	14.00
	Walnut Oil and Wax Woodturning Finish	Pint	14.00
	Walnut Oil/Carnuba Wax & Shellac Woodturning Finish	Pint	18.00
	High Build Friction Polish	Pint	18.00
	Pens Plus Finish	Pint	18.00
Doctors Woodshop	Cutting Board Wax	4 oz	12.00
Lathe and Turning Accessories			
	Anchor Seal 2	1 Gal	18.00
	E-Z Lock Metal screw inserts, 10/bag	Pkg	5.00
	E-Z Lock Metal screw inserts, 25/bag	Pkg	13.00
Multi-Marketing Group	Index Wheel for 3/4", 1" or 1-1/4" spindle		20.00
	Dyna-Glide Plus dry lubricant, 13 oz. Aerosol Can	ea	15.00



Looking for some inspiration?
Check out the [SPSW YouTube Channel](#)

YOUR SPSW OFFICERS

President: Kathy Garlick

253-204-9278
kgcloset@yahoo.com

V. President: Robert Fender

206-229-8432
dragonius96@comcast.net

Secretary: Mark Gilbert

secretary@spswoodturners.org

Treasurer: Pam Parson

253-381-7130
spswtreasurer@gmail.com

Newsletter: Suzette Edwards

253-846-8418
winginsue@gmail.com

Membership: Terry Broberg

253-606-2190
membership@spswoodturners.org

Webmaster & Social Media: Tim Spaulding

webmaster@spswoodturners.org

Store Sales: John Howard

253-370-5704

Industry Coordinator: Pat McCart

253-927-5464
industry@spswoodturners.org

AV Coordinator & Zoom Tech: Ramon Lyn

904-993-8106
avcoord@spswoodturners.org
tech@spswoodturners.org

Wood Rat/Program chair: Doug Reynolds

253-941-7985
programs@spswoodturners.org

Mentorship: Michael Poirier

mentorship@spswoodturners.org

Director At Large: Jeff Marshall

206-935-5347
atlarge2@spswoodturners.org

Director At Large, AAW Liaison

Kent Horton
scimankent@gmail.com



SPSW is a chapter of the American Association of Woodturners (AAW). Many of our members are just members of the chapter but not the American Association of Woodturners (AAW). **The AAW offers an introductory free 3-month trial membership to chapter members.** The free membership allows access to all online publications like The American Woodturner, Woodturning FUNdamentals magazine, and AAW e-newsletters.

Visit the website www.woodturner.org (or click the link if you are an email newsletter subscriber) and look under Membership then Join Today. Scroll to the bottom of the page. The above hyperlink will also take you there. For those who prefer to do it by phone, call 877-595-9094 M-F 8:30 to 4:30 Central time.

2024 Membership Renewals



Our membership renewals are down by 40 people from the total of last year. If you enjoy SPSW please take the time to renew your membership.

The dues for 2024 are only \$45 for the entire year and that is for your whole family.

Terry Broberg, our Director of Membership, is taking dues for the 2024 year. I hope each of you will join us again for another event-filled year. I would like to encourage everyone to get your 2024 dues paid as soon as possible.

Your dues are what enable us to rent our great meeting facility, provide equipment like the new multiple camera system used to enable members to better view demonstrations in person and on-line, and purchase the tools and equipment we need to run demonstrations and sawdust sessions.

You can either pay your dues at the meeting, or an even easier method is to do it online through the members only tab on the [SPSW website](http://www.spswoodturners.org).

We are now collecting dues for 2024. Dues for individuals or for the whole family are \$45/year. We accept cash, check, Visa®, MasterCard®, American Express®, Discover® or debit card.

This is still one of the best deals around. For just \$45 you get a monthly meeting featuring top notch presenters, an avenue to display your talents, and a forum to seek advice and ask questions. You have access to a group of mentors who can help you improve your skills.

Also, there is a monthly “open turning session” (our Sawdust Sessions) on the Saturday following the meeting. Use the membership application below and pay at the meeting or mail it to the address on membership form.

We now also have the option for you to join, renew, or just donate. We are a registered 501 (c)(3) non-profit organization. You can pay at the meeting, or online! Just go to our website (www.spswoodturners.org), fill out the form, and pay with PayPal.

AAW membership is separate from membership in the SPSW Chapter. Now is also a good time to sign up for the [American Association of Wood turners](#) (AAW). Annual memberships in the AAW operate on an yearly anniversary cycle, whereby your membership will start with your join date and continue until the same date the following year.

If your level of AAW membership includes a printed copy of the American Woodturners journal, you will receive six issues starting with the issue published after you join or renew.

South Puget Sound Woodturners (SPSW) Membership Application

Name: _____ Membership: New
 Renewal

Address: _____

City: _____ State: _____ Zip: _____

Telephone number: _____

Email: _____

How long have you been turning? _____ AAW Member?: _____

Interest: Spindle Turning Bowls Vases Segmented turning Tool making
Tool Sharpening Pen Making Other

Membership dues for South Puget Sound Woodturners are \$45.00 annually. IF paying by mail, make the check payable to South Puget Sound Woodturners (or SPSW) and mail this form to:

South Puget Sound Woodturners
PO Box 1792
Milton WA 98354

If paying online, [visit our website](#), fill out the online form and pay with Paypal



Zoom Meeting If you haven't been on Zoom before, just follow the steps below. **(If you have been in a Zoom meeting before, just start at step 3.)b.**

1. **The Zoom meeting invitation is only sent to active members.** So, if you have not paid your dues since October 2023, you will need to go to the members tab on the [SPSW website](https://www.spsw.org) (spswoodturners.org) and renew your membership. Please note that it would normally cost more for just one of these demonstrations than your SPSW dues for the entire year.
 - a. Those of you who get the newsletter by snail-mail will need to get us an e-mail address where we can send your meeting invitation. Please send it to (membership@spswoodturners.org)
2. Before the scheduled meeting, you need to go to zoom.com and download the free "Zoom Meetings" app. The Zoom download is quick, easy, and free!
3. **Information and Invitation Delivery Schedule:**
 - a. **Wednesday October 12th** – The Zoom Meeting Invitation will go out to our active member's distribution list. (This is if we get the link by then)
 - i This invitation contains a link that appears in blue letters. Just click it to join the remote demo on Thursday.
 - ii Please save this where you can find it.
 1. If you don't see the invitation(s) in your inbox, then please check your "junk" or "spam" folder. If you get our newsletters, the meeting invitation should come right into your inbox.
 2. If you did NOT get the email, the link will be posted on the SPSW website under [For Members/Zoom Meeting Link](#)
 - b. **Saturday October 14th** – A reminder will be e-mailed to our active member's distribution list.
 - c. **Thursday October 19th** - Log into the meeting by 7:00pm
 - i. Ethan & Russell's demo will start at 7:00pm
 - ii. When you click on the link, you will be asked if you want to join with video and audio. Answer "yes" to both, then you will enter a virtual waiting room. Wait just a few seconds and one of the co-hosts will admit you into the actual meeting.
 - iii. **Note:** If you have previously downloaded the app, you may see an update is available. If you see it, please update your app. Zoom is making frequent changes to the program to strengthen security.
 - iv. Devices used to view the demo can be smartphones, tablet computers, laptops, etc. To fully participate, the device needs to have audio and a camera.