

# CHIPS AND SHAVINGS

*The latest news and updates from South Puget Sound Woodturners*



## June President's Message

*by John Howard*

### *In This Issue*

**Lots of wood for the auction**

**May remote Emilaino**

**June remote Cindy Drozda**

**Zoom Info**

**Show and Tell**


Despite our self-imposed isolation, there is a lot going on right now with the SPSW! Doug Reynolds continues to coordinate woodcutting for the annual summer auction/picnic. Ray Pelzel got us a humongous spalted, figured, and burl'd maple log, and we have been working for weeks to get it cut up. We hope that we can have the auction in July, but whenever we have it, you will see some of that fantastic maple, along with monkey puzzle, black walnut, box elder, spalted chestnut, and more!



Doug Reynolds cutting up a huge maple

Your Board of Directors has been meeting online, and continues to guide our efforts to serve the SPSW's members as best we can during this difficult time. Hopefully, you are all aware that the Fife Center has been closed and will remain unavailable for our regular meetings until at least the end of this month. For the past two months, we have offered interactive remote demonstrations (IRD's), at our regular meeting time, as a way to present great demos, even though we have not been able to meet in person since early March.

Our remote demonstrator for May was Emiliano Achaval, from Hawaii. Emiliano did a great job, and our attendees signing in to participate in this demo increased by 66% over the previous month. We're already at the low end of our usual attendance at our in-person meetings in Fife. If you missed Emilaino's demo for some reason, Emiliano allowed us to record it, and John Jacobs is working to make it available on the "members only" tab on the website. Check it out if you missed it, or would like to refresh your memory on the fine points of Emiliano's demo.



Basket Illusion by Kim Adams



Maui Koa Crotch Calabash  
Emiliano Achaval



Looking for some inspiration while you are staying home? Check out the [SPSW YouTube Channel](#)



Cindy Drozda

Our June 18th demonstrator will be Cindy Drozda. Cindy is widely recognized as a woodturner, artist, teacher, and as one of the people most able to use Zoom’s full capability to present an outstanding IRD. She does some of the most beautiful, delicate finials that I have ever seen, and they are exquisitely proportioned to the hollow forms she makes. Cindy will show you how to do all of this during her demonstration. I really am looking forward to seeing her on the 18th. **Please don’t miss it.** It will be phenomenal!



Karmonic Vibration - With a Touch of Green  
Cindy Drozda

To give you some idea of how popular Cindy’s demos are, the Woodturners of Olympia have asked to share the costs and join us for this presentation. We are going to try doing this as our first combined meeting/demonstration. We will be meeting at our regular time and date and there will be room for everyone.

**Zoom Meetings** has become a commonly used tool for businesses, families, and clubs like ours to stay in contact during this period of isolation. We see it used daily to interview people on talk shows and television from their own homes instead of the studio. It is easy and safe to use.



Peppermill  
John Howard

I hope the number of SPSW members that choose to log in for these Zoom remote demos continues to grow! If you are on vacation, or a snow-bird, you can log in from any place where you can access the internet. If you have difficulty driving at night, you don’t need to go anywhere, and can view it from home. People say they can see and hear much better than they can at in-person meetings. There are so many advantages to Zoom based-demos that I suspect they will be a part of our future programs, even after things get back to normal.



Maple Burl Bowl  
Terry Broberg

The equipment needed to participate is very minimal. You probably already have everything you need. Any smart phone, laptop, or tablet computer should be all you need.

**So, please Join us for this and future remote demonstrations:** We would like to see more members to take advantage of this opportunity! You will be glad you did! If you haven’t done this before, just follow the steps below. (If you have been in a Zoom meeting before, just start at step 3.)

1. The Zoom meeting invitation is only sent to active members. So, if you have not paid your dues since October 2018, you will need to go to the members tab on the SPSW website (<http://spswoodturners.org>) and renew your membership. Please note that it would normally cost more to attend one of these just one of these demonstrations in person than SPSW dues for the entire year.
  - a. **Those of you that get the newsletter by snail mail will need to get us an e-mail address where we can send your meeting invitation. Please send it to ([membership@spswoodturners.org](mailto:membership@spswoodturners.org)). You will also need either a smartphone, laptop, or computer with video capability to view the demo.**
2. Before the scheduled meeting, you need to go [zoom.com](http://zoom.com) and download the free “Zoom Meetings” app. Again, it is quick, easy, and free!



Various bowls Terry Broberg


3.	We will email out “meeting invitations” on June 13th, the Saturday before our meeting and demonstration. This invitation will contain a link which can be used to log into both the practice session on Wednesday evening, and Cindy’s remote demo on Thursday evening. (see below for more information on the practice session). Log in to either or both at about 6:45 PM.
a.	When you click on the link, you will enter a virtual waiting room. Wait just a few seconds and one of the co-hosts will admit you into the actual meeting.
b.	If you don’t see the invitation(s) in your inbox, then please check your “junk” or “spam” folder. But if you get our newsletters, the meeting invitation should come right into your inbox.
c.	<b>Hint:</b> I suggest people use a cell phone calendar reminder so they remember to log in for the meeting.
4.	We will send out an email meeting reminder on June 17th, Wednesday afternoon. (Several people indicated that they just forgot about the last meeting.)
5.	On June 17th and 18th, just click on the link in that meeting invitation to join either the practice session, or the demo occurring on that evening.
a.	It will load you right into the meeting waiting room. Just follow the on-screen directions to join with computer audio on the device you are using to view the program.
b.	<b>Note:</b> If you have previously downloaded the app, you may see an update is available. If you see it, please update your app. Zoom is making frequent changes to the program to strengthen security.
c.	Devices can be smartphones, tablet computers, laptops, etc. To fully participate, the device needs to have audio and a camera.

**Practice Session Available:** As mentioned above, Cindy will conduct a practice session for those of you that want to meet her, or would like to practice using Zoom. You will be able to log in at Wednesday June 17th at 6:45ish for some social time until the actual practice session starts. In addition to getting some minimal instruction on how to use Zoom, you will ensure everything is in place for you to get logged in for the actual Thursday night demo. I assure you, this is worth doing, and it is really easy!

**Both the Wednesday practice session and the Thursday remote demo will use the same link.** The link will be sent to all active members on Saturday. Our own Ramon Lyn and Olympia’s Dennis Powers will assist Cindy as co-hosts. They will admit members logging in to the meeting, and will assist in muting microphones when needed, and getting questions answered as they arise. Again, before joining us, you will need to go through steps 1 and 2 above. You will see how to log into the meeting, how we ensure security, how we keep control of the meeting, and how to mute or unmute your microphone, and how to pose a question to the demonstrator. You can ask us any questions you might have about Zoom during this practice session and Ramon and I will do our best to answer them.

**Show and Tell:** Fred Abeles usually takes beautiful photos of all the show and tell items at the meetings, and Suzette Edwards puts as many as she can into the newsletter. We know a lot of you are doing some great stuff in your shops right now. If you would like to share some of your more recent work, send photos of your work to Suzette (winginsue@gmail.com). We can’t promise we have room for everything, but we will do the best we can.

Be healthy, be safe, and keep making shavings!



Burl bowl with resin - John Howard

*John Howard*



A sampling of maple the woodrats have acquired

## 2020 Monthly Schedule

Date	Demonstrator(s)	Subject
7:00pm June 18th	Cindy Drozda (remote)	Turned box with Finial
9:00am June 20th	Sawdust Session	<b>Canceled</b>
7:00pm July 16th	Ed Pretty (remote)	Beyond the ABCs of woodturning
9:00am July 18th	Sawdust Session	<b>Canceled</b>



# SHOW AND TELL

Send your pictures to [winginsue@gmail.com](mailto:winginsue@gmail.com) to get them put in the newsletter.



Bowl - John Howard



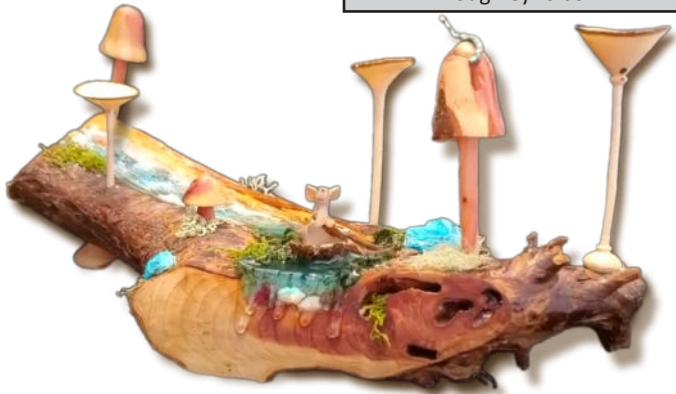
Walnut Hollow Form  
Doug Reynolds



Burl Bowl  
Terry Broberg



Wood rats Devin and Doug  
working on the huge maple



Mouse diorama with mushrooms and flowers  
Suzette Edwards



Low rider boxes (lower left is from the top)  
Doug Reynolds

**OFFICERS**

**President: John Howard**  
 (253) 370-5704  
 president@spswoodturners.org  
**V. President: David Best**  
 (360) 893-2210  
 vp@spswoodturners.org  
**Secretary: Fred Abeles**  
 (253) 631-2534  
 secretary@spswoodturners.org  
**Treasurer: Suzette Edwards**  
 winginsue@gmail.com

**AAW MEMBERSHIP OPTIONS**

Become a free Complimentary Guest Member for 60 days and enjoy sampling of AAW benefits and resources. Visit the website [www.woodturner.org](http://www.woodturner.org) and look under Membership then Join Today. Scroll to the bottom of the page. The above hyperlink will also take you there. For those who prefer to do it by phone, call (877) 595-9094 M-F 8:30 to 4:30 Central time.

**2020 President’s Challenges:** President’s challenges require a physical meeting. As soon as we are able to hold conventional meetings at our regular Fife, we will continue with the evaluations of the President’s Challenge contestants. If we need to evaluate entries and award winners for several months of President’s Challenges all at one meeting, then that is what we will do.

**DIRECTORS & COORDINATORS**

**Membership: Terry Broberg**  
 (253) 606-2190  
 membership@spswoodturners.org  
**Store Sales: Ken Light**  
 (253) 740-4733  
**Webmaster & Social Media: Tim Spaulding**  
**Industry Coordinator: Pat McCart**  
 253-927-5464  
 industry@spswoodturners.org  
**At Large: Jeff Marshall**  
 206-935-5347  
 atlarge2@spswoodturners.org  
**At Large: Michael Poirier**  
 atlarge3@spswoodturners.org  
**At Large Wood Rat: Doug Renolds**  
 (253) 941-7985  
 dougr83@comcast.net  
**AAW Coordinator: John Jacobs**  
**Mentors: Stan Gardner**  
 stangard@comcast.net

**2020 Bi-Monthly President’s Challenges**

Month	Challenge	Description
March	Lidded Box	Lathe turned lidded boxes
April	Shop Built Jigs	Items built to help make lathe turning more efficient or safer. Examples include, but are not limited to circle cutters, items used to make segments, and stabilizing blocks for cutting off spindles and tenons.
June	Use of Color and Texture	Turned projects enhanced with paint, resin of stone inlay, pyrography, paint, dyes, etc.
August	Children’s Toys	Lathe turned items to play with, such as, but not limited to tops, toy rockets, croquet mallets, automatons, cryptic boxes, or other items that are lathe turned.
November	Holiday Decor or Gift	Ornaments, table decorations, Menorahs, candle holders and other items used to decorate for the holidays, or a holiday gift that was turned on the lathe.
January 2021	“The Podiatrist’s Special”	Any lathe turning enhanced by unusual foot treatment. Judging will be based on how the foot design contributes to the aesthetics of the overall project.

We are collecting 2020 dues. Dues for individuals or for the whole family are \$35/year. We accept cash, check, Visa®, MasterCard®, American Express®, Discover® or debit card.

This is still one of the best deals around. For just \$35 you get a monthly meeting featuring top notch presenters, an avenue to display your talents, and a forum to seek advice and ask questions. You have access to a group of mentors who can help you improve your skills.

Also, there is a monthly “open turning session” (our Sawdust Sessions) on the Saturday following the meeting. Use the membership application below and pay at the meeting or mail it to the address on membership form.

We now also have the option for you to join, renew, or just donate. We are a registered 501 (c)(3) non-profit organization. You can pay at the meeting, or online! Just go to our website ([www.spswoodturners.org](http://www.spswoodturners.org)), fill out the form, and pay with PayPal.

AAW membership is separate from membership in the SPSW Chapter. Now is also a good time to sign up for the [American Association of Wood turners](#) (AAW). Annual memberships in the AAW operate on an yearly anniversary cycle, whereby your membership will start with your join date and continue until the same date the following year.

If your level of AAW membership includes a printed copy of the American Woodturners journal, you will receive six is- issues starting with the issue published after your join or renew.

.....

## South Puget Sound Woodturners (SPSW) Membership Application

Name: \_\_\_\_\_ Membership:  New  
 Renewal

Address: \_\_\_\_\_

City: \_\_\_\_\_ State: \_\_\_\_\_ Zip: \_\_\_\_\_

Telephone number: \_\_\_\_\_ Email: \_\_\_\_\_

How would you like to receive the newsletter? Email:  US Mail:

How long have you been turning? \_\_\_\_\_ AAW Member?: \_\_\_\_\_

Interest: Spindle Turning  Bowls  Vases  Segmented turning  Tool making

Tool Sharpening  Pen Making  Other

Membership dues for South Puget Sound Woodturners are \$35.00 annually. IF paying by mail, make the check payable to South Puget Sound Woodturners (or SPSW) and mail this form to:

South Puget Sound Woodturners

PO Box 1792

Milton WA 98354

If paying online, [visit our website](#), fill out the online form and pay with Paypal