

CHIPS &

December 2024

SHAVING

The latest news and updates from
South Puget Sound Woodturners

In This Issue

- [December President's Letter](#)
- [Meeting Location](#)
- [2024 Calendar of Events](#)
- [November President's Challenge Winner Roy Lane](#)
- [Let's Talk About Pat McCart](#)
- [SPSW Officer List](#)
- [2025 Membership Renewal](#)



December President's Letter By Kathy Garlick

Brrr, out with the green, warm and sunny days and in with the bare, damp, cold, and foggy winter. It is the time of year that we start to hunker down for those shortened days with more indoor activities such as 'SHOP TIME'! So, turn on those lathes and start spinning that wood. I can't wait to see your creations next year.

What do your holidays look like? Do you travel to see family or is yours the 'home' where everyone comes to gather for the holidays? Time with your children, grandchildren, siblings, friends and loved ones gathering from near and far - looking for the comforts of tradition, home and hearth during the holidays and into the New Year. Gifts given and received with love and thoughtful consideration and gratitude in knowing they are seen, heard and loved.

Dear members of the SPSW, know that you are seen, loved and heard. We are happy to take into consideration your input to help move our club into the future with sustainability. We would love to hear from you. Our new Board of Directors for 2025 thank you for your vote of confidence in November. All members of the Board of Directors will take office January 1st. With that being said, I would like to thank those outgoing board members for their years of service and welcome our new with open arms.

- ~ In 2025, Our President's Challenge will not be held monthly. We are still working on logistics, but I certainly would like to see many more of you entering, both experienced turners and those who are newer to wood turning.
- ~ We look forward to more opportunities to reach out to the community with your help and generosity.
- ~ If you would like to be added to our wood rats list and were unable to sign up with Doug Reynolds in November, please let me know by emailing me at ridgecrestwardlibrary@gmail.com please verify your name and email in the body of your email and I will collect and pass it on.
- ~ Announcements will be shown on the screen during the announcements/show-and-tell portion of our meetings.

Here are all of the details of our annual Christmas Party on December 19th:

If you would like to make a gift donation, please reach out to myself or Pat Mc Cart, our Industry Coordinator.

- Upon arrival, you will receive 2 tickets: 1 for the general prize drawing; 1 ticket for your door prize wood block (1 per family membership)
- If you helped with set up, clean up, newsletter articles, brought show-and-tell or President's Challenge you should have filled out yellow tickets throughout the year.
- Gift Exchange – If you would like to participate, please bring a wrapped gift and collect a ticket (can be a turned piece, or gift of choice)
- Potluck dinner: Assignments:
 - * A to I – please bring a dessert to share
 - * J to P – please bring a main dish to share
 - * Q to Z – please bring a side dish or salad to share

If you are unable to make it to a meeting but would like to be included in our photo roster, please feel free to email your photo to ridgecrestwardlibrary@gmail.com.

As Always,
Happy Turning!

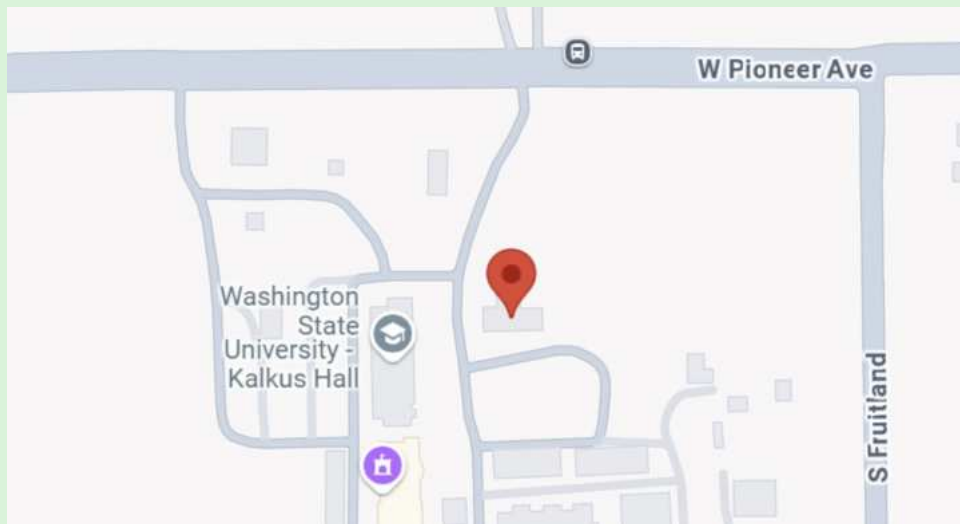
Kathy Garlick

Kathy Garlick
Maple



SPSW Meeting Location

Washington State University
Research & Extension Center,
2606 West Pioneer,
Puyallup, Washington 98371.
(a.k.a. Allmendinger Center)



PLEASE NOTE: Meeting Place and Time**:

WSU Extension in the D.F. Allmendinger Center
2607 W Pioneer Ave, Puyallup WA 98371

Social Hour 5:30 – 6:30 pm (bring your show-and-tell, President’s Challenge or just mingle)

Meeting Starts 6:30 – 7:00 pm (Announcements, show-and-tell, President’s Challenge, etc.)

Demonstration 7:00 – 8:30

**If you would like to help with the set up or clean up, please plan to come at 5 or stay after and help to clean up.



2024 CALENDAR OF EVENTS

Date	Time	Demonstrator(s)	IRD	Subject
Dec 19th	7pm	Holiday Party		
Jan 16th 2025	7pm	Jimmy Allen		Turn Your Own Handles
Jan 18th 2025	9am	Sawdust Session		Wayne Wells' Shop*
Feb 20th 2025	7pm	Finishing		Jay Sheppard
Feb 22nd 2025	9am	Sawdust Session		Wayne Wells' Shop*

* 12012 28th Ave E, Tacoma 98445



2025 Membership Renewals



If you enjoy SPSW please take the time to renew your membership.

The dues for 2025 are only \$45 for the entire year and that is for your whole family.

Terry Broberg, our Director of Membership, is taking dues for the 2025 year. I hope each of you will join us again for another event-filled year. I would like to encourage everyone to get your 2024 dues paid as soon as possible.

Your dues are what enable us to rent our great meeting facility, provide equipment like the new multiple camera system used to enable members to better view demonstrations in person and on-line, and purchase the tools and equipment we need to run demonstrations and sawdust sessions.

You can either pay your dues at the meeting, or an even easier method is to do it online through the members only tab on the [SPSW website](#).

[Table of Contents](#)

November President's Challenge Winner - Roy Lane

Our November President's Challenge, "The Hollow Form" was pretty spectacular competition. There were some great entries made, but one stood out above the rest, a rare 7 limb Monkey Puzzle turned by our very own Roy Lane. Roy loves to turn the hollow form more than a bowl. He says, "Anyone can turn a bowl. Hollow forms are not easy...." I believe it, they are not easy and take special tools AND there is the whole dark hole thing. It is time and patience that I possibly lack. But, I digress. Asking Roy about his favorite wood for hollow forms, he loves the local maple, it is a good and beautiful hard wood to work with, but amongst his favorites is the Monkey Puzzle. It is fairly common to have four or five limbs in the round of wood. If you look at a Monkey Puzzle tree, you will notice that the limbs are in a circle around the tree, which is unlike other trees, layered a few feet apart. It is very unusual to have six limbs and extremely rare to see a 7 limb piece of Monkey Puzzle. If you look closely, you will see six dark limbs and one light one, that is the seventh limb, it is light because it died early on, but its existence is still evident. It is turned at the top through the limbs giving it the oblong, oval shape coming from the center. It is truly stunning!

Asking Roy about his journey in wood turning, he has been turning most of his life from high school and throughout his military career in the USAF, occasionally as time permitted and the availability to use the lathe in the wood shop on base to dabble with some wood. A career fixing computers in the military led Roy to continue as a civilian with a company in Los Angeles. He was later transferred to Washington, where he already had a home in Tacoma, where he still lives today. Although Roy was not an original member, he was brought in by the legendary Ted Bartholomew. It is in the SPSW where Roy met the late Harry Lincoln. You could always find Roy and Harry, joined at the hip collecting wood and turning. I remember my first time holding a tool in my hand at a sawdust session where Devin met both Roy and Harry who nudged him and said they would like to be my mentor. Such an honor! I think the wide grin on my face gave me away (I was hooked!). Back in the day when Roy gained his love of the Hollow Form, tools were fairly expensive, well over \$200 each. The innovator that he is, Roy began making his own custom hollowing tools as an economical way to be able to turn his hollow forms. 'It is not an easy task and can be quite dangerous if you do not know what you are doing and you must be very careful'. It has taken a lot of time and care in his art form to perfect and hone his craft. I asked Roy how many hollow forms he has done over the years, he said, "I have turned an easy 600 hollow forms over the years. I have about 100 on display at my home right now!" If you have ever been invited to Roy's you would be amazed, it is like walking into a gallery. Roy has a family who all have a love for wood. His wife Elisa told him years ago that she always wanted to have wood decorations in her home, bowls, etc. She is an exquisite wood carver and artist in her own right. Roy and Elisa's daughter, Stephanie is an outstanding pyrographer herself. (If you attended our wood auction in July, Stephanie was our auctioneer.) Both Elisa and Stephanie like to use their skills and artistry in unison with Roy's beautiful hollow forms. It is quite extraordinary.



After a hiatus from turning to take care of their health, Roy is so pleased to be back in the shop. I asked what he is currently working on, he says it is a spalted Alder. (He will be twice turning it, which is unusual for Roy who likes to go from green to finish and drying on the lathe. That is another story to ask him.) He plans on turning it to an inch in thickness and stabilizing it; then he will 2nd turn it to about ¼" thickness, if it survives, we will see it next year. I truly cannot wait to see it.

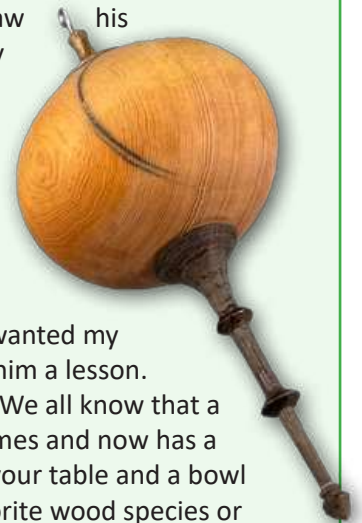
Roy, you are a one of a kind man, thank you for all of your support over the years!

Kathy Garlick




Pat McCart

Let's talk about Pat McCart. He is such a kind, humble and amazing human. In October (I know I'm behind the curve here) the President's Challenge was Ornament. Well, our dear Pat was the only person to bring an ornament to our challenge. Let's not discount that his was a one and done win. If you saw his ornament, it was very beautiful any way you looked at it. The ornament itself was pretty special where the globe was made from firewood from his mom – when he counted the rings in that 'firewood' it had over 100 growth rings, making it over 100 year old tree, wow! Fun fact, another piece of firewood had 115 rings that he made a sphere out of it. The top was from Locust and finial was Ipe. You would never know that this was the very first ornament, finial included, that Pat (with over 20 years of turning experience) has ever turned.



I asked Pat how he started turning, he said "I got a call from my uncle and he asked if I wanted my grandfather's lathe." Not knowing what to do with a lathe, his uncle was willing to give him a lesson. That first bowl on that old Craftsman lathe, he scraped everything, using old, dull tools. We all know that a good 40-grit sandpaper can smooth out anything. Pat has since upgraded a couple of times and now has a Powermatic. He has come to understand through the years that a 20" bowl dominates your table and a bowl with a 10"-14" diameter is both presentable and functional for all. Asking about his favorite wood species or type of wood he prefers to turn, hands down it is a natural edge burl bowl (with three feet). You can see Pat's demonstration on the [SPSW YouTube page](#). He has definitely been honing his technique since his first attempt at a three-footed bowl in 2004. It has been a pleasure talking to Pat and to get some insight to share with you on how he started turning and understanding that we have all started with a lot of sandpaper and dull tools. But we all have to start somewhere. Thank you Pat for all of your talent, kindness and humility with which you are so willing to share with all of us. If you ever have the chance to come to a sawdust session, please check out Pat and his way of teaching.



This interview gave me the idea that one of these months, we should all bring our "first" turned item and our "worst" for show-and-tell.

Kathy Garlick



A Word From Kent Horton

Kent Horton is on vacation this month so there is no AAW liaison letter.

Kent Horton,
Director-at-Large
AAW Liaison
206.909.2701
scimankent@gmail.com



December Store

December is always a very busy month for the SPSW with the wood give away and the holiday dinner. Therefore, we will not have our usual store sales table during our celebration at the December meeting. But we will see you with a fully stocked table including all our regular abrasives, finishes, and turning accessories that we usually have at our January meeting. I hope to see all of you at the holiday dinner meeting!

John Howard



SPSW is a chapter of the American Association of Woodturners (AAW). Many of our members are just members of the chapter but not the American Association of Woodturners (AAW). **The AAW offers an introductory free 3-month trial membership to chapter members.** The free membership allows access to all online publications like The American Woodturner, Woodturning FUNdamentals magazine, and AAW e-newsletters.

Visit the website www.woodturner.org (or click the link if you are an email newsletter subscriber) and look under Membership then Join Today. Scroll to the bottom of the page. The above hyperlink will also take you there. For those who prefer to do it by phone, call 877-595-9094 M-F 8:30 to 4:30 Central time.



YOUR SPSW OFFICERS

President: Kathy Garlick
253-204-9278
kgcloset@yahoo.com

V. President / Program Chair: Ed White
206-218-3797
programs@spswoodturners.org

Secretary: Mark Gilbert
secretary@spswoodturners.org

Treasurer: Pam Parson
253-381-7130
spswtreasurer@gmail.com

Newsletter: Suzette Edwards
253-846-8418
winginsue@gmail.com

Membership: Terry Broberg
253-606-2190
membership@spswoodturners.org

Webmaster & Social Media: Tim Spaulding
webmaster@spswoodturners.org

Store Sales: John Howard
253-370-5704
storesales@spswoodturners.org

Industry Coordinator: Pat McCart
253-927-5464
industry@spswoodturners.org

AV Coordinator & Zoom Tech: Ramon Lyn
904-993-8106
avcoord@spswoodturners.org
tech@spswoodturners.org

Wood Rat: Doug Reynolds
253-941-7985
wood_rat@spswoodturners.org

Mentorship: Michael Poirier
mentorship@spswoodturners.org

Director At Large: Dave Best
253-732-5654
atlarge2@spswoodturners.org

**Director At Large: AAW Liaison
Kent Horton**
206-909-2701
scimankent@gmail.com



We are now collecting dues for 2025. Dues for individuals or for the whole family are \$45/year. We accept cash, check, Visa®, MasterCard®, American Express®, Discover® or debit card.

This is still one of the best deals around. For just \$45 you get a monthly meeting featuring top notch presenters, an avenue to display your talents, and a forum to seek advice and ask questions. You have access to a group of mentors who can help you improve your skills.

Also, there is a monthly “open turning session” (our Sawdust Sessions) on the Saturday following the meeting. Use the membership application below and pay at the meeting or mail it to the address on membership form.

We now also have the option for you to join, renew, or just donate. We are a registered 501 (c)(3) non-profit organization. You can pay at the meeting, or on-line! Just go to our website (www.spswoodturners.org), fill out the form, and pay with PayPal.

AAW membership is separate from membership in the SPSW Chapter. Now is also a good time to sign up for the [American Association of Wood turners \(AAW\)](#). Annual memberships in the AAW operate on an yearly anniversary cycle, whereby your membership will start with your join date and continue until the same date the following year.

If your level of AAW membership includes a printed copy of the American Woodturners journal, you will receive six issues starting with the issue published after you join or renew.

**South Puget Sound Woodturners (SPSW)
Membership Application**

Name: _____ Membership: New
 Renewal

Address: _____

City: _____ State: _____ Zip: _____

Telephone number: _____

Email: _____

How long have you been turning? _____ AAW Member?: _____

Interest: Spindle Turning Bowls Vases Segmented turning Tool making
Tool Sharpening Pen Making Other

Membership dues for South Puget Sound Woodturners are \$45.00 annually. IF paying by mail, make the check payable to South Puget Sound Woodturners (or SPSW) and mail this form to:

South Puget Sound Woodturners
PO Box 1792
Milton WA 98354

If paying on-line, [visit our website](#), fill out the on-line form and pay with PayPal