


CHIPS &

July 2024

SHAVINGS

The latest news and updates from
South Puget Sound Woodturners



In This Issue

- [July President's Letter](#)
- [July's Demo: Rick Rich - Spindle Turning a Candle Stick Holder](#)
- [July President's Challenge - Live Edge Bowl](#)
- [New Meeting Location - Starting August](#)
- [2024 Calendar of Events](#)
- [July Store](#)
- [SPSW Officer List](#)
- [Membership Renewal](#)
- [Zoom Instructions](#)





July President's Letter
By Kathy Garlick

*O, say can you see, by the dawn's early light,
 What so proudly we hail'd at the twilight's last gleaming,
 Whose broad stripes and bright stars through the perilous fight
 O'er the ramparts we watch'd were so gallantly streaming?
 And the rocket's red glare, the bombs bursting in air,
 Gave proof through the night that our flag was still there,
 O say does that star-spangled banner yet wave
 O'er the land of the free and the home of the brave?*

By Francis Scott Key

We sing The Star Spangled Banner at many events in our lives. I have always had an affinity for this beautiful song and as I have grown older over the years, its origin and my love of my country has deepened bringing me often to tears as I reflect upon my freedom today as it was fought for over two centuries ago. We still fight for freedom today, but in different arenas. But as we celebrate Independence Day, might we remember, we still live in the land of the free and the home of the brave. How do you celebrate Independence Day with your family and loved ones?

July is a big month for us at the South Puget Sound Woodturners, our meeting at the Fife Center will mark the end of an era for our group as we have been there for over 30 years. Due to it being cost prohibitive as price increases on that facility have more than doubled post covid, we have sought a new venue and believe you will all enjoy our new meeting space at the DF Allmendinger Center located at the WSU Extension Campus in Puyallup on the corner of Pioneer and Fruitland. It is easy to access and has a lot of parking and accessible parking for those who need it. There are a couple of ways to enter the building, via the stairs or ramp access. We hope you love it as much as we do. We know change is sometimes difficult, but at this time it has become necessary. We look forward to our August meeting at the new building in Puyallup. We will have more information for you at our July in-person meeting presented by Ed White, our Vice President.

Also in July is our Annual Potluck Picnic and Wood Auction to be held at the North Lake Improvement Center, located at 33228 38th Ave S in Federal Way. If you are storing wood for the auction or picking up to deliver, please bring the wood by 10 am so we have time to distribute them into lots for the auction. Lunch will commence at 11 and the auction directly after. Potluck assignments are as follows:

- A - I please bring a Main Dish
- J - P please bring a Side Dish or Salad
- Q - Z please bring a Dessert

We look forward to seeing many of you there. This is a wonderful opportunity to gather some great wood at a great price. Proceeds from this auction will help us to continue to have top notch demonstrators and demonstrations throughout the year and also pay for our facilities and administrative fees associated with club membership. We thank you in advance for all of your support of our small non-profit group.


Happy turning and I look forward to seeing you at our next meeting!

Kathy Garlick



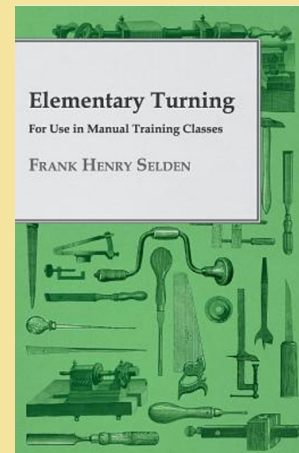
Mastering The Basics *Cornerstone of Advanced Turning*

Rick Rich is a meticulous woodturner with a passion for vintage woodturning lesson books and following the plans found inside these treasures. Some of his favorite books include: [Elemental Turning](#) by Frank Selden (Popular Woodworking had a reprint of that book); [A Course in Wood Turning](#) by Milton, Archie Seldon, 1887-; Wohlers, Otto K., 1893- joint author, Published, 1919; [Art & Education in Woodturning](#), William W. Klenke and an older version titled, [The Art of Wood Turning](#) by William W. Klenke.





He appreciates the systematic approach in *Elemental Turning* and considers these books great resources for those who want or need to use a diagram. He self-confesses, “I am not an artist”. Thus, the detailed plans, illustrations and dimensions in these books provide the starting point for his woodturning passions.

Rick initiated his woodturning journey after recognizing he needed something outside of work and as an occasional breather from his seven children. He is now a retired police officer with a background in training. He is gradually expanding his woodturning activities which now includes teaching, demonstrating and writing woodturning articles. Most recently he demonstrated at the AAW 2024 Symposium – Portland. You can find one of his articles in the May 2022 publication of AAW Woodturning Fundamentals.



Early mentors included Howard Borer a founding member of Cascade Woodturning Association, Dale Larson and Jimmy Clewes. As we discussed mentors and early learning experiences, Rick described a training session with Jimmy Clewes. Jimmy gave Rick a warning ahead of time, so the following was not a surprise. As Rick was turning and following Jimmy’s guidance, Jimmy took hold of Rick’s hands to help guide the tool and improve Rick’s understanding of what riding-the-bevel looked and felt like. Truly hands on training.



Today Rick is a highly competent and thoughtful woodturner as well as a fantastic instructor. His primary passion is spindle turning. His clear, concise and easy-going teaching approach provides the learner with confidence from the very beginning and throughout the session. For those able to view the taped session from AAW 2024 Symposium, Rick’s session titled Three-Piece Dish clearly displays his teaching approach and mastery of the skew chisel.

Fortunately, for SPSW members you will have the opportunity to learn from Rick during our July 18th, 2024 meeting.

Always turn safe, *Ed White*

July President's Challenge

Live edge bowl or vessel. Please bring your creation to our next meeting on Thursday, July 18th at the Fife Community Center. Please have your piece entered and ready for judging by 6:30 so we can start promptly as soon as our Zoom is ready to rock and roll! I look forward to seeing a lot of beautiful works of art this month as shown here, three pieces of live edge birch bowls by talented member, Michal Coston from The Dalles, Oregon. The center bowl is turned as an endgrain with the pith in the center and filled with epoxy, the other two companion bowls are side grain turned all with a live edge.



SPSW is a chapter of the American Association of Woodturners (AAW). Many of our members are just members of the chapter but not the American Association of Woodturners (AAW). **The AAW offers an introductory free 3-month trial membership to chapter members.** The free membership allows access to all online publications like The American Woodturner, Woodturning FUNDamentals magazine, and AAW e-newsletters.

Visit the website www.woodturner.org (or click the link if you are an email newsletter subscriber) and look under Membership then Join Today. Scroll to the bottom of the page. The above hyperlink will also take you there. For those who prefer to do it by phone, call 877-595-9094 M-F 8:30 to 4:30 Central time.

New SPSW Meeting Location Starting Aug 15th 2024

Yes, we are moving our meeting location. During our June board meeting the SPSW board evaluated a proposed new location and made the decision that it was in the best interest of our members to transition to the proposed location. The new location is the Washington State University Research & Extension Center,

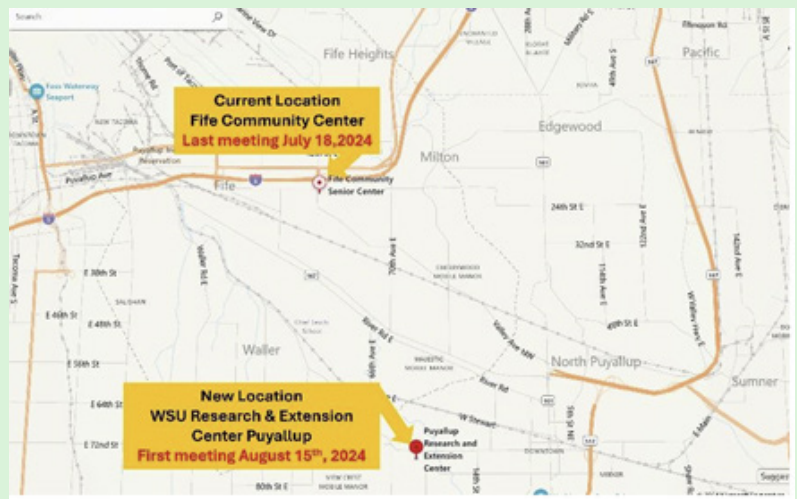
2606 West Pioneer,
 Puyallup, Washington 98371.
 (a.k.a. Allmendinger Center)

I am planning to make a short presentation during our July meeting and as well have information available at the annual picnic and auction.

Meetings in the new location begin on August 15th, 2024!

Always Turn Safe,

Ed White



2024 CALENDAR OF EVENTS

Date	Time	Demonstrator(s)	IRD	Subject
July 18th	7pm	Rick Rich		Spindle Turning a Candle Stick Holder
July 20th	9am	Annual Picnic & Auction @ Northlake Improvement Center		
Aug 15th	7pm	Pat McCart		Three Footed Bowl
Aug 17th	9am	Sawdust Session		Wayne Wells' Shop*
Sept 19th	7pm	Mini Symposium		TBD
Sept 21st	9am	Sawdust Session		Wayne Wells' Shop*


* 12012 28th Ave E, Tacoma 98445

DO NOT MISS OUT! Read the ZOOM instructions on the last page.

SPSW Store July

Last month the club was forced to do a Zoom on-line only demo because the Fife Center was closed for maintenance. There was no way to operate the Store Sales table in June and experience tells me that we will have a busy night at the July meeting. Since we open by about 6:15 PM, come early with your shopping list and miss the crowd at the table.

Last month's Roberto Ferrer demo featured using an indexing wheel to help accurately mark a bowl for carved embellishment. If you would like to get an indexing wheel, we have an excellent one for sale for \$20. If you are interested in getting one, please let me know the size of the spindle on your lathe. Call me at 253-370-5704 and I'll be sure to have one for you.



I'll see you at the July 18th meeting. We will have all our usual products including lubricants, index wheels, abrasives, adhesives, Dr's Woodshop walnut oil-based finishes, SPSW Shirts, turning accessories other items available for your purchase.

Stop by and say hi! Get your needed shop supplies at great prices, and we always like to hear your feedback regarding any of the items you have bought from us.

Until then, keep those chips flying!

John Howard

Store Sales Price List

Brand	Description	Unit Size	Price
Adhesives			
Starbond	Starbond Thin, kit	2 oz	10.00
	Starbond Instaset accelerator	2 oz	4.00
	StarBond Thin, set	16 oz	35.00
	StarBond Medium	2 oz	10.00
	Accelerator, Pump	2 oz	9.00
Bob Smith Industries	MaxiCure, Extra Thick Gap Filling	2 oz	9.00
	Maxicure Medium, Gap Filling	2 oz	9.00
	20 minute cure epoxy resin	13 oz Kit	12.00
Insta-Set	Insta-Set Accelerator, Pump Spray	2 oz	10
Adhesive Accessories			
	Extender tips	3 ea	1.00
	Extra fine glue tips	3 ea	1.00
	Tubing (2 feet)		1.00
	CA Applicator, Fine	3 ea	1.00
	Glue Cap Replacement	ea	1.00
	SuperSolvent	2 oz	7.00
	Superglue Pipettes (Eye Droppers)	3 ea	1.00

Brand	Description	Unit Size	Price
Sanding			
Woodturners Wonders	Toughy Tapered Sanding Disc Mandrels 2"	ea	7.00
	Tuffy Tapered Sanding Disc Mandrels 3"		10.00
	Soft Intermediate Sanding Pad 2"	ea	4.00
	Soft Intermediate Sanding Pad 3"	ea	5.00
	Green Wave Mylar backed Sanding Disks, 3" Oversized	25 Pack	7.00
	Wonderweave 2" disk Kit, Low Grits (60- 600)	40 Discs	9.00
	Wonderweave 3" disk Kit, Low Grits (60- 600)	40 Discs	14.00
	Wonderweave disk Kit 3" High Grits Grits (800-3000)	25 Discs	12.00
	Wonderweave 3X8" 60-600 rit sheets Assortment	Pack	5.00
	1/3 Sheet Hook and loop Flexible Hand Sanding Pad		8.00
	Sand Paper, Ekablue from Sweden 120 - 360 grit	2 Sheets	1.00
Uneeda NW	EkaMant Blue Sanding Discs 2" 80 - 1000 Grit	10 Pack	3.00
	EkaMant Blue Sanding Discs 3" 80 - 1000 Grit	10 Pack	4.00
	Emory Cloth Sheets 8.5X11" (120, 180, 220, 320)	ea	1.00
	9x11 Wet Dry Sand Paper 400 - 600 Grit	4 Sheets	3.00
Ultra Flex	Micromesh Wet/Dry Sand Paper	2 Pack	24.00
Finishes and Finishing Materials			
GluBoost	Fill n Finish Kit		43.00
Doctors Workshop	Walnut and Waxpaste	Jar	10.00
	Walnut Finishing Oil		14.00
	Microcrystal Wax Bowl Finish	Pint	14.00
	Walnut Oil and Wax Woodturning Finish	Pint	14.00
	Walnut Oil/Carnuba Wax & Shellac Woodturning Finish	Pint	18.00
	High Build Friction Polish	Pint	18.00
	Pens Plus Finish	Pint	18.00
	Cutting Board Wax	4 oz	12.00
Lathe and Turning Accessories			
	Lyn Grinder Angle Gauge	ea	5.00
	Anchor Seal 2	1 Gal	18.00
	E-Z Lock Metal screw inserts, 10/bag	Pkg	5.00
	E-Z Lock Metal screw inserts, 25/bag	Pkg	13.00
Multi-Marketing Group	Index Wheel for 3/4", 1" or 1-1/4" spindle		20.00
	Dyna-Glide Plus dry lubricant, 13 oz. Aerosol Can	ea	15.00

YOUR SPSW OFFICERS

President: Kathy Garlick

253-204-9278

kgcloset@yahoo.com

V. President / Program Chair: Ed White

206-218-3797

programs@spswoodturners.org

Secretary: Mark Gilbert

secretary@spswoodturners.org

Treasurer: Pam Parson

253-381-7130

spswtreasurer@gmail.com

Newsletter: Suzette Edwards

253-846-8418

winginsue@gmail.com

Membership: Terry Broberg

253-606-2190

membership@spswoodturners.org

Webmaster & Social Media: Tim Spaulding

webmaster@spswoodturners.org

Store Sales: John Howard

storesales@spswoodturners.org

253-370-5704

Industry Coordinator: Pat McCart

253-927-5464

industry@spswoodturners.org

AV Coordinator & Zoom Tech: Ramon Lyn

904-993-8106

avcoord@spswoodturners.org

tech@spswoodturners.org

Wood Rat: Doug Reynolds

253-941-7985

wood_rat@spswoodturners.org

Mentorship: Michael Poirier

mentorship@spswoodturners.org

Director At Large: Dave Best

253-732-5654

atlarge2@spswoodturners.org

Director At Large: AAW Liaison

Kent Horton

scimankent@gmail.com

206-909-2701



Looking for some inspiration?

Check out the [SPSW YouTube Channel](#)

2024 Membership Renewals



If you enjoy SPSW please take the time to renew your membership.

The dues for 2024 are only \$45 for the entire year and that is for your whole family.

Terry Broberg, our Director of Membership, is taking dues for the 2024 year. I hope each of you will join us again for another event-filled year. I would like to encourage everyone to get your 2024 dues paid as soon as possible.

Your dues are what enable us to rent our great meeting facility, provide equipment like the new multiple camera system used to enable members to better view demonstrations in person and on-line, and purchase the tools and equipment we need to run demonstrations and sawdust sessions.

You can either pay your dues at the meeting, or an even easier method is to do it online through the members only tab on the [SPSW website](#).

We are now collecting dues for 2024. Dues for individuals or for the whole family are \$45/year. We accept cash, check, Visa®, MasterCard®, American Express®, Discover® or debit card.

This is still one of the best deals around. For just \$45 you get a monthly meeting featuring top notch presenters, an avenue to display your talents, and a forum to seek advice and ask questions. You have access to a group of mentors who can help you improve your skills.

Also, there is a monthly “open turning session” (our Sawdust Sessions) on the Saturday following the meeting. Use the membership application below and pay at the meeting or mail it to the address on membership form.

We now also have the option for you to join, renew, or just donate. We are a registered 501 (c)(3) non-profit organization. You can pay at the meeting, or on-line! Just go to our website (www.spswoodturners.org), fill out the form, and pay with PayPal.

AAW membership is separate from membership in the SPSW Chapter. Now is also a good time to sign up for the [American Association of Wood turners \(AAW\)](#). Annual memberships in the AAW operate on an yearly anniversary cycle, whereby your membership will start with your join date and continue until the same date the following year.

If your level of AAW membership includes a printed copy of the American Woodturners journal, you will receive six issues starting with the issue published after you join or renew.

South Puget Sound Woodturners (SPSW) Membership Application

Name: _____ Membership: New
 Renewal

Address: _____

City: _____ State: _____ Zip: _____

Telephone number: _____

Email: _____

How long have you been turning? _____ AAW Member?: _____

Interest: Spindle Turning Bowls Vases Segmented turning Tool making
Tool Sharpening Pen Making Other

Membership dues for South Puget Sound Woodturners are \$45.00 annually. IF paying by mail, make the check payable to South Puget Sound Woodturners (or SPSW) and mail this form to:

South Puget Sound Woodturners
PO Box 1792
Milton WA 98354

If paying on-line, [visit our website](#), fill out the on-line form and pay with PayPal



Zoom Meeting If you haven't been on Zoom before, just follow the steps below. **(If you have been in a Zoom meeting before, just start at step 3.)b.**

1. **The Zoom meeting invitation is only sent to active members.** So, if you have not paid your dues since October 2023, you will need to go to the members tab on the [SPSW website](https://spswoodturners.org) (spswoodturners.org) and renew your membership. Please note that it would normally cost more for just one of these demonstrations than your SPSW dues for the entire year.
 - a. Those of you who get the newsletter by snail-mail will need to get us an e-mail address where we can send your meeting invitation. Please send it to (membership@spswoodturners.org)
2. Before the scheduled meeting, you need to go to zoom.com and download the free "Zoom Meetings" app. The Zoom download is quick, easy, and free!
3. **Information and Invitation Delivery Schedule:**
 - a. **The Wednesday the week before the meeting** – The Zoom Meeting Invitation will go out to our active member's distribution list. (This is if we get the link by then)
 - i This invitation contains a link that appears in blue letters. Just click it to join the remote demo on Thursday.
 - ii Please save this where you can find it.
 1. If you don't see the invitation(s) in your inbox, then please check your "junk" or "spam" folder. If you get our newsletters, the meeting invitation should come right into your inbox.
 2. If you did NOT get the email, the link will be posted on the SPSW website under [For Members/Zoom Meeting Link](#)
 - b. **The Saturday before the meeting.** – A reminder will be e-mailed to our active member's distribution list.
 - c. **The day of the meeting** - Log into the meeting by 7:00pm
 - i. The demo will start at 7:00pm
 - ii. When you click on the link, you will be asked if you want to join with video and audio. Answer "yes" to both, then you will enter a virtual waiting room. Wait just a few seconds and one of the co-hosts will admit you into the actual meeting.
 - iii. **Note:** If you have previously downloaded the app, you may see an update is available. If you see it, please update your app. Zoom is making frequent changes to the program to strengthen security.
 - iv. Devices used to view the demo can be smartphones, tablet computers, laptops, etc. To fully participate, the device needs to have audio and a camera.