



Chips & Shavings

March 17, 2013

March - Paul Crabtree



Paul began woodturning January 2003, in Fort Lauderdale, FL. He was not interested in turning anything but hollow forms. Though both his mentors strongly suggested he start with something easier,

all he wanted to do, really, was hollow forms. The problem was, there

were no hollowing tools he liked. George and Lee, his mentors, invented the out rigger idea for a hollowing tool.

That very crude became popular in his year, George began to of the tool. After much

to be what it is today. Paul has had challenges since he started turning, the tool to make them.



hollowing tool club. After about a pursue development R&D the tool came two very interesting hollow forms and



Contents:

Cover & SPSW Contacts	Pg. 1
President's Letter	Pg. 2
SPSW Calendar	Pg. 3
Woodturning Safety	Pg. 4
Feb. Meeting Pictures	Pg. 6
Feb. Show & Tell Pix	Pg. 7
2012 Membership App	Pg. 9
Mentor Contacts	Pg. 10
Announcements	Pg. 10
Classifieds	Pg. 11
Club Supplies	Pg. 13
Vendors	Pg. 14

SPSW Contacts:

President: Dan Stromstad
(253) 851-7895
harboroptical@harbornet.com

V. President: David Best
(360)-893-2210
Bompadavid@gmail.com

Treasurer: Stephany Lane
(253) 307-8074
Salsa415@hotmail.com

Membership: Stan Gardner
(253) 630-9645
Stangard@comcast.net

Editor: Bill Wood
(253) 891-2887
Tappsturner@comcast.net

Sawdust Sessions:
Pat McCart (Coordinator)
(253) 927-5464
Jmccart5464@msn.com

Industry Coordinator:
Andy Firpo
(206) 362-1314
Drewdog@drewdog.com

Secretary: Fred Abeles
(253) 631-2534
Fredabe@hotmail.com



Letter from the President




Our erstwhile president is taking a respite from this month's news article. He decided to spend a few days in New York. So in his stead, I will try to bring us a little bit up to date on what is happening within the club.

Two of the really hot items right now are our need to replace Brad Husby in his capacity of transporting and storing the equipment trailer. I can't over-emphasize how important this position is. Without someone to take care of and transport the trailer, we have no equipment for the meetings or for the Saturday sawdust sessions. We really need someone to step up and accept responsibility for this position. Requirements are fairly simple and straightforward: a truck large enough to tow the trailer, a place to store the trailer, and a willingness to haul the trailer to meetings and the Saturday sawdust session. Brad has done a wonderful job, not only as the caretaker of the equipment trailer, but also as being one of the people who started up the equipment trailer program. Just ask Pat McCart if you don't think that this is been a fantastic addition to our club.

The other position we need to fill is that of photographer for the monthly show and tell pieces. You may have noticed the missing Show and Tell page from last month's newsletter. Bob Sievers is no longer able to take care of the photography and editing of the pictures for the newsletter. We are in desperate need of someone to step up and take care of this position. We can't begin to thank Bob for all of his years of service in accomplishing this task. The end-of-the-year DVD that he publishes is a piece of art in itself. I have collected all of these and you can't believe the pleasure that these DVDs bring. Show and Tell is a vital part of our meeting and is everyone's chance to display their work. If someone would just step up and volunteer to take the pictures they could pass the unedited pictures on to me and I would be happy to edit them. However, since I spend the better part of a full day each month putting together the newsletter, I would really appreciate it if they could come to me already edited and ready for publication.

In case you haven't noticed, we now have a PayPal account. You can now use PayPal to pay your annual dues. (*Which I hope you've already paid.*) And soon, maybe even now, you can pay for supplies you purchase at the club meetings with PayPal. This should make things a lot easier for everyone involved.

There are two wonderful demonstrations coming up in the next two months. This month, is David Ellsworth on the 23rd in Anacortes. This is a great opportunity to see one of the most renowned turners in America. In April, on the 12th, 13th and 14th Binh Pho will be demonstrating in Chilliwack, BC. He creates some of the most strikingly beautiful art pieces you have ever seen. Both of these individuals are well worth the time and money to go and see them.



SPSW 2013 Event Calendar

January 2013 17th - Membership Mtg John Hampton 19th - Sawdust Session 29th - Board Mtg Les Johnson's	February 2013 21st - Membership Mtg Larry Hauch 23rd - Sawdust Session 26h - Board Mtg Les Johnson's	March 2013 21st - Membership Mtg Paul Crabtree 23rd - Sawdust Session 26th - Board Mtg Les Johnson's	April 2013 18th - Membership Mtg Jack Wayne 20th - Sawdust Session 30th - Board Mtg Les Johnson's
May 2013 16th - Membership Mtg Mini Symposium 18th - Sawdust Session 28th - Board Mtg Les Johnson's	June 2013 20th - Membership Mtg TBD 22nd - Sawdust Session 25th - Board Mtg Les Johnson's 28th-30th - 27th Annual AAW Symposium - Tampa, FL	July 2013 18th - Membership Mtg TBD 20th - Sawdust Session - 30th - Board Mtg Les Johnson's	August 2013 15th - Membership Mtg TBD 17th - Sawdust Session 27th- Board Mtg Les Johnson's
September 2013 19th - Membership Mtg TBD 21st - Sawdust Session 24th - Board Mtg Les Johnson's	October 2013 17th - Membership Mtg TBD 19th - Sawdust Session 29th - Board Mtg Les Johnson's	November 2013 21st - Membership Mtg TBD 23rd - Sawdust Session 26th - Board Mtg Les Johnson's	December 2013 19th - Holiday Mtg No Sawdust Session Jan 7th - Board Mtg Les Johnson's No Sawdust Session this month

Upcoming national & international events courtesy of Fred Holder and More Woodturning

This Month at a Glance

- Membership Mtg. - Mar 21st (Thur.) 6:00 - 9:15 pm at Fife Senior Center
- Sawdust Session - Mar 23rd
- Board Mtg. - Mar 26th (Tue.) 7:00 - 8:30 pm at Les Johnson's, members welcome (RSVP to Dan Stromstad)



Woodturning Safety – a recurring column

Column 2: Basic chainsaw safety issues and techniques.

- “A chainsaw is the most dangerous hand tool that can be purchased on the open market. It requires no license and no training to own or operate.”
 - o Carl Smith, chainsaw safety training expert

In the last safety column, we discussed safety as practice, the importance of using your brain as the only guaranteed-useful piece of safety equipment, and three safety rules: **Pay Attention, Prepare, and Make Safety a Habit**. In today’s column we’ll focus on that second rule: **Prepare**.

I was the demonstrator at the Jan. meeting of the Seattle woodturning club. During the safety presentation that I was giving, I asked how many of the attendees used chainsaws as part of their woodturning activities – nearly 100% raised their hands.

Data compiled from three major chainsaw manufacturers rates chain speed at between 30 and 68 miles per hour. At these speeds, as many as 600 chain teeth pass a given point every second. At these speeds, you have only .06 to .028 seconds to react to the most common scenario – a kickback – but the average human reaction time is .225 seconds. That’s 4 times longer to nearly 10 times longer, so unless you really are The Bionic Woodturner, if you have a problem and you haven’t prepared, you’re going to get hurt – and the statistics say, hurt pretty badly.

In the United States, more than **165,000 people are injured** each year while using chainsaws.

The most common injuries are trauma, most often to the left hand and lower legs; but face, neck, shoulder, knee and foot injuries are all common. Other reported injuries include eye damage and hearing loss.

On average, each one of those injuries mean 110 sutures and about \$30,000 – and that’s just to get out of the hospital; it doesn’t count lost wages or other costs to full recovery, or pain, suffering, permanent loss of function, etc.

If those two statistics alone are not enough to convince you that paying attention to chainsaw safety is vital to your health and wellbeing as a woodturner, then perhaps the information below will help to convince you:



Apologies for the gore, but I’m trying to make a point – *safety matters!* And for some things, it matters so much that there should simply be no question about investing in that second safety rule: **Prepare.**

Preparation for chainsaw safety starts with learning how to use the saw safely. The statistics show that the most common injury scenario is kickback. The most effective tool for preventing kickback is technique (operator training).


- Clear branches from the log before you start cutting rounds, as a separate operation.
- Pay attention to what is out-of-view, from your cutting position, on the other side of the log.
- Learn and apply general cutting rules (i.e., to avoid “pinching” your blade in a cut that’s closing on it.)

Know, and arrange your cuts to avoid entering the “kickback zone” shown below:



Woodturning Safety – a recurring column

drewdog@drewdog.com



Keep the head and body out of the plane of the cutting bar. A good rule of thumb – if you can easily read the logo on the side of the cutting bar, move your head and torso to the left until you can easily read that logo.

The second area of preparation is **Personal Protective Equipment (PPE)**. PPE includes a “forest helmet,” chainsaw chaps, gloves, and supplemental eye protection. Examples are shown from left to right below:



- A “forest helmet” incorporates a hardhat, hearing protection and a mesh face shield
- Chainsaw chaps are worn over the workpants. They are constructed of a nylon outler layer, several middle layers of loosely-woven fibers designed to clog up the chain sprocket and stop the chain instantly, and an inner lining.
- Gloves can be either specifically for chainsaw safety with similar chain-stopping fabric, or regular heavy-duty work gloves
- Supplemental eye protection is always worn underneath the “forest helmet” as the mesh face shield cannot protect from smaller projectiles coming off the chain

That fourth picture above in the gore section, with the deep cut across the middle thigh, could have been completely avoided by simply wearing of a pair of chaps available for less than \$75 at any big-box home center store (Lowes, Home Depot, etc.).

The last area of preparation for chainsaw safety is the chainsaw itself. If your saw is old enough that it lacks common, modern safety features, you should consider replacing it. Modern safety features include:

- A chain brake, integrated into the hand guard
- An inertial chain brake
- A chain catcher
- A safety throttle w/lockout
- Anti-vibration system
- A low-kickback chain

Maintaining the chainsaw correctly also contributes to safety, as well. Sharpen the chain, or change to a sharp chain, any time the saw tends to “walk” while cutting, or when the cut shows more powder than chips, or it becomes necessary to push the bar through the cut, or if you smell burning wood.

That’s it for this episode – next time, band saw safety and wood toxicity.

Stay tuned, stay alert and stay safe!


Andy

Andy Firpo



February Demonstration - Larry Hauch

(Pictures courtesy of Fred Abeles)




The Wood Spinner Shoppe
Artistic & Functional Woodturnings
Larry Hauch, Woodturner
9237 Classic Dr. NE
Lacey, WA 98516-9244
Phone: (360) 951-5147
Fax: (360) 413-0385
E-mail: larry@thewoodspinnershoppe.com
Website: <http://www.thewoodspinnershoppe.com/>



February Show & Tell Pictures

Photos by Fred Abeles





February Show & Tell Pictures (cont'd)

Photos by Fred Abeles





We have are collecting 2013 dues. Dues for the whole family are still only \$30.00. We accept cash, check, and credit card. This is still one of the best deals around. For this, you receive get a monthly meeting featuring top notch presenters, an avenue to display your talents, and a forum to seek advice and ask questions. You also have access to a group of mentors who can help you improve your skills. There is also a monthly open turning session (Sawdust Session) on the Saturday following the meeting. Use the membership application below or pay at the meeting.

And now a new way to pay. Go to our website, fill out the form, and pay with PayPal.

Now is also a good time to sign up for the American Association of Woodturners (AAW). Annual memberships in the AAW operate on an anniversary cycle, whereby your membership will start with your join date and continue for one year.

If your level of membership includes a printed copy of the American Woodturner journal, you will receive six issues starting with the issue published after your join or renew date.

See <http://www.woodturner.org/org/mbrship/index.htm> for the various levels of membership.

South Puget Sound Woodturners (SPSW)

Membership Application

Name _____

Address _____

City _____ State _____ ZIP Code _____

Telephone No. _____

Email Address _____

How do you want to receive the newsletter? By: email US Mail

How long have you been turning? _____ AAW Member? _____

Woodturning interests: Spindle turning _____ Bowls _____ Vases _____

Segmented turning _____ Tool making _____

Tool sharpening _____ Other _____

Membership dues for South Puget Sound Woodturners are \$30.00 annually. Please make check payable to South Puget Sound Woodturners (or **SPSW**) and mail with this form to:

South Puget Sound Woodturners

P.O. Box 1792

Milton, WA

98354



Announcements

Are you a new member or visiting our club for the first time?

We are glad you are here and want to welcome you to our general membership meeting. **Please introduce yourself to an officer or mentor so we can welcome you.**

Need help with a splintering question?

Contact one of our "MENTORS". These club members have stepped up and would like to use their knowledge and expertise to help other turners with their questions. If these turners aren't able to answer your question, they will do their best to help you find a solution.

SPSW Mentors

- **Ted Bartholomew**
(253) 779-0819
- **Jim Cotter**
(206) 954-9548
- **Paul Crabtree**
(253) 273-2147
- **Hal Johnson**
(425) 788-2221
- **Eric Lofstrom**
(253)-320-4788
- **Pat McCart**
(253) 370-8986
- **John Moe**
(425) 643-4522
- **Dave Schweitzer**
(360) 432-9509
- **Bob Sievers**
(360) 897-8427
- **Jack Wayne**
(425)488-9561

- **SEATTLE AAW MEMBERSHIP MEETING** – 2nd Thursday of each month, VFW Hall, 4330 148th Ave NE, Redmond, WA 98052
- **OLYMPIA AAW MEMBERSHIP MEETING** – 4th Thursday of each month, Thurston County Fairgrounds
- **Wooden Laser Engraved Name Tags** are now available. The cost is \$10. To order a name tag please see Les Johnson at our supplies table at the monthly meeting.
- The South Puget Sound Woodturners now has a club policy for harvesting wood as a club function. Please go to our website <http://www.SPSWoodturners.org> for details.

MORE WOODTURNING

The magazine for turners. Published 10 times a year by Fred Holder. One yr: \$35.00; Two yrs: \$70.00; Three yrs \$105.00. Electronic version \$25/yr. delivered from More Woodturning online at: www.morewoodturning.net Lots of great information for your browsing pleasure. More Woodturning PO Box 2168 Snohomish WA 98291-2168 Phone: 360-668-0976 email: fred@morewoodturning.net

The 2nd Annual Woodturning Show & Sale--It will be held at the Fred Oldfield Western Heritage & Art Center on the Puyallup Fairgrounds, Puyallup, Washington on May 11 through May 31, 2013. If interested in participating in this event, e-mail foldfield@comcast.net for information and registration forms by March 15, 2013. This information comes from Joella Oldfield, Director, Fred Oldfield Western Heritage and Art Center, PO Cox 1539, Puyallup, WA 98371. Telephone 866-445-9175. Web site: www.fredoldfieldcenter.org.

SPSW Library Usage Deposit

Due to the large number of items missing from our library, a decision was made at the January 31, 2012 Board of Directors meeting to require a \$5.00 deposit to checkout items from the library. The \$5.00 will be returned when the item is checked back in.



Classified Ads

Would you like to place an ad? Contact Bill Wood at (253) 891-2887 or tapsturner@comcast.net

2013 SPSW Membership: \$30 for single / family membership (only one card issued per \$30). Contact Stan Gardner at the general membership meeting or contact our treasurer, Stephany Lane at (253) 307- 8074 or salsa415@hotmail.com or fill out the application in this newsletter and send a check to our P.O. Box or go to our website <http://www.spswoodturners.org>, fill out the form and use PayPal.

Tool Review

Robo Rest

At last month's meeting I noticed that Larry Hauch had a unique looking tool rest for his grinder. I asked him about it and he told me that it is made by Reed Gray in Eugene, OR. The unique thing about the rest is that it has preset angles, anywhere from 30 to 90 degrees in 5 degree increments, and is thus repeatable. No more messing around with the tool platform or sharpening jig to find the right bevel angle for each tool. While these angles are not dead on (depends on how accurate you are in setting up the tool) they are easily within a couple of degrees and are repeatable.

Naturally, I had to have one. I have found it to be a fantastic tool for sharpening scrapers, bedans, skewers, and parting tools. With a little practice, I have had good luck sharpening gouges. As I was sharpening each of my tools, I scribed the angle onto the handle of each tool.

Reed makes two varieties of the tool: a free standing tool (\$50) and one that is compatible with the Wolverine Jig (\$75). There is also a \$10 shipping charge for each order.

You can see more about this tool on YouTube. Just search for Robo Rest on YouTube. Reed has one video on setup and another on sharpening. Dave Schweitzer also demos it on one of his videos.

If you are interested, you can contact Reed at reedgray@comcast.net. He does not yet have a website.



Two Hands-on Workshops with Binh Pho

April 12 2013 Friday at **Bow River Specialty Woods**

46501 Ballam Road Chilliwack BC V2P 6H5 Tel: 604 795 3462

Bring your own lunch

9:00 am to 4:30 pm

Cost \$150.00

April 14 2013 Sunday at **Canadian Woodworker Ltd.**

108-5433 152 St Surrey, BC V3S 5A5 (604) 574-1010

Bring your own lunch or there are food outlets nearby

9:00 am to 4:30 pm

Cost \$150.00



A Demonstration Day with Binh Pho

April 13 2013 Saturday at **Bow River Specialty Woods**

46501 Ballam Road Chilliwack BC V2P 6H5 Tel: 604 795 3462

9:00 am to 4:30 pm

Cost \$35.00

The Fraser Valley Woodturners Guild is hosting Binh Pho on April 12th, 13th, and 14th, 2013. This is a tremendous opportunity to meet a world class turner and to learn his innovative techniques and skills in the art of piercing, air brushing, carving, and thin turning. Workshops are limited. Do Not Procrastinate.

-
- To register for these events please contact : Murray Sluys murray.sluys@gmail.com
 - Only 6 people per Work Shop over 2 days of Work Shops
 - The Day Demonstration is open to all, no limit
 - There are food outlets nearby at the Canadian Woodworker workshop
 - Please bring your own lunch for the Workshop & Day Demo at Bow River Specialty Wood. There are no food outlets within walking distance.
-

"My work primarily reflects the Far East culture and my Journey to the West.
I love to bring the beauty of nature and hand-creation techniques together to create character and soul in a piece."
Binh Pho



Club supplies

The following items are available for purchase at the monthly meetings. Proceeds earned from the sale of these items go back into the club.

CODE	DESCRIPTION		PRICE
GLUE			
HS-4	Hot Stuff (Thin) RED	2 oz	9.00
HST-4	Super "T" (gap) YEL	2oz	9.00
HS-4T	Special "T" (thick) GRN	2oz	10.00
ACCELERATOR			
QA-6	NCF Quick Can	6oz	11.00
COMPANION PRODUCTS			
US-1	Ultra Solvent	2oz	8.00
HT-600	Replacement Glue Caps		1.00
PT-100	Pro Tips	4	1.00
301	Extend Tips	3	1.00
302	Extend Tips	3	1.00
303	Long Tips	1	1.00
305	Tubing		1.00
322	CA Applicator Fine		1.00
OTHER			
IND	Index Wheels		20.00
SEL	Sealer 1 gal	1 gal.	18.00
Finish	Walnut Oil	1 qt.	12.00
Finish	Friction Polish	1 qt.	14.00
Lube	DynaGlide Tool Lube		12.00
SANDING			
Micro M	3"X6" Sheets	6	13.00
Micro M	3"X6" Sheets	12	24.00
DISCS	2" Discs grits 80 - 400	10	3.00
	3" Discs grits 80 - 400	10	4.00
SHEETS.	Sandpaper grits 80 - 1000	5	2.00
SHEETS.	Sand Cloth grits 80 - 220	1	1.00



Our Sponsors

Tukwila 206-2474-9161



ROCKLER®
WOODWORKING AND HARDWARE

CRAFT SUPPLIES USA
— THE WOODTURNERS CATALOG —

(800) 551-8876
<http://www.woodturnerscatalog.com>

Equipment Sales & Surplus
1801 West Valley Hwy N
Auburn, WA 98001-1605



(800) 683-8876 packardwoodworks.com

Treeline
1221 East 1120 South
Provo, UT 84606 (800)598-2743
<http://www.treelineusa.com>

Klingspor's Woodworking
P.O. Box 3737 Hickory, NC 28603-3737
(800)228-0000



D-WAY TOOLS

www.d-waytools.com 360-432-9509



MORE WOODTURNING

www.morewoodturning.net

GD Design, LLLC
Custom Tool and Machining
Jerry Little
296-242-0337 solidaxle@comcast.net

Woodline USA
1-800-472-6950
Use code SPSWT at checkout

Beginning and advanced woodturning classes.
Call Ed Quesnell at 206-406-5766,
Tacoma, WA.

**Tropical Exotic Hardwoods
Of Latin America**
Mitch Talcove (760) 434-3030



Seattle (206) 767-6394 <http://woodcraft.com>



Joan & John Schmit 253-891-9413



(800) 547-5461

**CROSSCUT
HARDWOODS**
Seattle (206) 623-0334



DJ & Judi Brown
(253) 301-2075
Laser Engraving

Woodturning classes – Satisfaction guaranteed.
Call Larry Miller 360-412-1583,
Olympia, Washington



ToolsbyCrabtree

<http://www.toolsbycrabtree.com/> 253- 273-2147

In order to receive club discounts from some of our mail order vendors we are required to provide them with an up-to-date membership list. This is so to verify that you are a member in good standing with the club and therefore entitled to the discount they provide us. If you would prefer not to be included on the list please email Stan Gardner Stangard@comcast.net.