

CHIPS &

February 2025

The latest news and updates from
South Puget Sound Woodturners

S
H
A
V
I
N
G
S

In This Issue

- [February President's Letter](#)
- [Empty Bowls](#)
- [2025 Calendar of Events](#)
- [A Word From Kent Horton](#)
- [February Demonstrator:
Jay Shephard - Finishing](#)
- [February Store](#)
- [Wood Rat Doings](#)
- [Meeting Location](#)
- [2025 Membership Renewal](#)
- [SPSW Officer List](#)
- [Jet Lathe For Sale](#)
- [Membership Application](#)
- [Zoom Instructions](#)

Lighthouse by Terry Broberg
January President's
Challenge Winner



February President's Letter By Kathy Garlick

Into the throes of winter is February. The chilly days and freezing nights have us snuggling by the warm fire's glow. The days are now growing longer as we look forward to springtime and the hope that it brings.

As the South Puget Sound Woodturner's Club, we are not slowing down at all, we are gearing up for a great year ahead. In January, we had the great pleasure to hear from Jimmie Allen as he demonstrated making a tool handle to a full house. We welcomed several new members and first time guests at the meeting. Jimmie and his humble way of teaching made it easier for those in attendance to ask questions and receive answers that were easily understood by all. To top it off, Jimmie has opted to bling-out the tool handle he was demonstrating and it will be at our February meeting where we will draw a winner of that awesome tool handle. I believe those on zoom also entered the drawing. We will find out our winner live on February 20th at our meeting, so excited to find out who gets to take home that tool handle.

*This month we will be honored to learn more techniques on finishes. You can find that article on Jay Shepard written by Ed White, our Vice President in charge of Programs.

*Please remember to renew your membership in person at the membership table (cash, check, credit), or via our website (PayPal).


*Remember that this month is our last opportunity to bring in a bowl or a few bowls that are just sitting on the shelf to donate to the Altrusa Empty Bowl event. See Ethan Green for more information and read more about it in this month's article.

*We WILL have a President's Challenge in February: Turn a tool handle. No challenge in March and then on even numbered months thereafter.

If you would like to contribute to our newsletter, please see me and we can certainly make that happen. I appreciate you all! Have a great month and don't forget to turn, turn, turn!

As Always,

Happy Turning! *Kathy Garlick*



Larry White

Koa

Empty Bowls



ALTRUSA *Leading to a Better Community*
International Gig Harbor, WA

Presents *The 10th Annual* A FUNDRAISER
EMPTY BOWLS
BECAUSE NO CHILD SHOULD GO HUNGRY

SAVE THIS DATE!
SATURDAY MARCH 1, 2025

11 am to 2 pm * **Chapel Hill Church** * 7700 Skansie Avenue, Gig Harbor

Empty Bowls is an initiative of the local club under Altrusa International, a network of clubs largely in the US but with some clubs in other countries. Originating in the early 1900s, Eleanor Roosevelt was an early member. Our local chapter may be visited at altrusagigharbor.org which, by way of the annual Empty Bowls event, funds other local charitable efforts.

!!REMINDER!!

Please bring your finished bowls to our February meeting for donation to the Empty Bowls event in Gig Harbor on March 1. They will be sold and the proceeds will support hungry kids and their families.

We currently have around thirty-one bowls and there's room for several hundred. Please bring them to the meeting on February 20 for collection. Clean off those shelves, cabinets and mantles. Just think of the new bowls, vases, platters etc. we can make to replace the old ones!

Pieces must be completed and finished. Unsold bowls will not be returned. I am personally donating thirty pieces. Who out there can out-do me?

If you can't make the February meeting but would like to donate, please email me at mistersawdust@hotmail.com and we'll make some arrangement.

Ethan Green



Pat McCart



Diamond Willow

2025 Calendar of Events

Date	Time	Demonstrator(s)	IRD	Subject
Feb 20th	7pm	Finishing		Jay Sheppard
Feb 22nd	9am	Sawdust Session		Wayne Wells' Shop*
Mar 20th	7pm	Mini Symposium		TBD - Volunteer!
Mar 22nd	9am	Sawdust Session		Wayne Wells' Shop*
Apr 17th	7pm	Dave Best		The Best Techniques
Apr 19th	9am	Sawdust Session		Wayne Wells' Shop*

* 12012 28th Ave E, Tacoma 98445

A Word From Kent Horton

Hello again, this is Kent Horton your SPSW/AAW liaison with another newsletter article. My usual mantra:

“If you are serious about improving your turning skills – you owe it to yourself to join AAW and take advantage of their many resources dedicated to furthering the many facets of woodturning.”

I just received the latest (February, 2025) issue of [“American Woodturner”](#) magazine and wanted to share with you some insights have gained from reading this issue.

I generally tend to operate under the mistaken theory that my woodturning end products will automatically improve if I purchase the latest and greatest tool – which all too often ends up in the bottom of the tool cart or chest with little actual use. But . . . I know in my heart that the real key to improvement is practice, practice, practice – there is no new tool shortcut. However, I read with great interest the article by Terry Martin “Turners and Manufacturers,” about the development of the TruArc system for creating perfect arcs in the interior of shallow bowls and platters. As I read the article, I kept hearing in my head one of instructors at Seattle Central Colleges’ Wood Technology Center say “people who design tools don’t use those tools or they would make them less pretty and more useful. While I have never seen up close or used the [TruArc system](#) by Robust Tools – it is clear from the article that a great deal of user input by actual wood turners was included in the tool’s development. A video of using this TruArc system is available on Robust Tool’s website. If interested in learning more about this system, I suggest you check out the article and watch the video.

Another article in this “American Woodturner” magazine was on Rebecca Degroot. While I had previously seen pictures of some of her work and watched a couple of youtube videos of hers, the article provided some good insights on her background as an artist, sculptor, and teacher. While her work is generally far, far from the usual “brown and round” bowls presented in this publication, she does bring an unusual perspective to the world of woodturning.

I would be amiss if I did not mention something about the upcoming AAW International Symposium in St. Paul, Minnesota On June 12-15. Chapter discounts are again available to SPSW members, however, there is a minimum of 5 club members signing up in order to get the discount. If you are planning on attending and there are 5 or more of you – please let me know and I will submit the necessary registration so you can get this discount. I can be reached by phone at: 206-909-2701. Thanks!

Yours in turning,

Kent Horton,
 Director-at-Large
 AAW Liaison
 206.909.2701
scimankent@gmail.com



Cosmic Influences – Jay Shephard



Our February demonstrator is none other than Jay Shephard. Jay will present and demonstrate the finishing processes and techniques he uses to create his beautiful works. In May of 2024, Jay was one of the selected few to demonstrate at the AAW 2024, International Woodturning Symposium held in Portland, OR.

Jay Shephard is a superb and creative artist who fuses beautiful, cosmic inspired finishes with skillfully turned and curiously shaped wooden forms that grab hold of the viewer and lifts their spirit beyond this world. Inspired by all things natural on earth and beyond, Jay lets the textures, shapes, colors, patterns, light behaviors and contrasting elements of nature guide his imagination and artistic energies. Early, black and white photos of the Crab Nebula intrigued him as a youth and are reflected in many of his unique finishes. I asked Jay my favorite question, "Do you consider yourself an artist or a craftsman?" Jay replied, "You have to know your craft [to be successful], but the artist is the creative one, the innovator the one who pushes the boundaries." As an artist, Jay explores that fine line between illusion and reality. He often finds himself looking at a piece of wood and asking it, "What do you want to be?"



Crab Nebula – Hubble Telescope

Jay is a long-time member of [Woodturners of Olympia](#) (WoO). His woodturning journey began in 2013 when he desired something other than square legs for a table that he was making. To enable that desire, he purchased a 1939



Delta lathe and quickly sought out somewhere to learn the basics. He connected with Larry Miller from WoO and attended an open shop. Jay found that turning those first table legs FUN! He never turned back, and he never finished that table.

A healthy shop and environment are important things to Jay. Routinely seeking local urban salvage woods as well as manufacturing rejects that would otherwise end buried in a refuse pile, he does his best to minimize adverse impacts to the environment. This ethos extends to the materials he chooses for his finishes. Jay primarily uses water-based lacquer for his colored finishes and thistle oil-based products for plain wood finishes.



As always, turn safe.

Ed White



Terry Broberg - Maple



John Paul - Unknown

February Store

Such a deal we have for you! Starting last month, the club’s store is again offering AnchorSeal Plus. This is the freeze-stable form of the product that many of our members use to paint on the end grain of green wood to prevent cracking and checking. As I said last month, due to significant price increases in both the AnchorSeal and the containers we use to deliver it, we had to increase the price to \$24/gallon, which is still about half of what you would pay to buy it on-line.



So here is the great deal... If you clean out the gallon size paint cans that we sell the AnchorSeal in and return the paint cans ready for us to reuse, we will refund \$4 per can. That will bring the total cost for your Anchorseal down to \$20!

You can call or text me at 253-370-5704. This product must be transported carefully, and I do not like to bring it and then have to re-transport it back home. So as always, please call and let us know if you would like us to bring a can of AnchorSeal and reserve it for you.

Great Prices on abrasives: We still need to reduce inventory and simplify the number of different sanding materials that we carry. Therefore we have re-priced our “close-out” sheet and disc abrasives until they are gone. I would especially like to draw your attention to the cloth-backed material I use in my shop on most projects. These heavy cloth abrasives seem to outlast anything else I use. We also still have some 2” and 3” paper-backed sanding discs. All sales items are all sold on a “first come first served basis, so get yours while they are still available.

We will also have all our regular items available at the table for this month’s meeting.

Please stop by the sales table and stock up on these excellent deals! And while you are there, please let me know how you like the materials you get from our club’s store. We are always interested in your feedback and suggestions for things we might want to add to our inventory in the future.

Until then, keep those chips flying! *John Howard*

Charlie Goodman - Chestnut

Jim Robson



Unknown




Maple Burl

Wood Rat Doings

On January 27, the wood rats descended on a maple tree cut down by our own Devin Garlick. Several truckloads are destined for fine wood turnings.

Doug Reynolds



Roy Lane
Maple

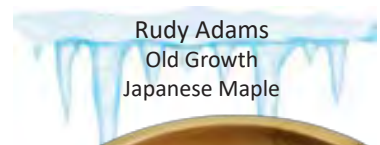
Editor's note:

If you haven't joined the woodrats in harvesting, you are missing out on terrific wood choices. NO, you don't have to run a chainsaw. There is plenty of other work. Contact Doug Reynolds if you are interested.



SPSW is a chapter of the American Association of Woodturners (AAW). Many of our members are just members of the chapter but not the American Association of Woodturners (AAW). **The AAW offers an introductory free 3-month trial membership to chapter members.** The free membership allows access to all online publications like The American Woodturner, Woodturning FUNDamentals magazine, and AAW e-newsletters.

Visit the website www.woodturner.org (or click the link if you are an email newsletter subscriber) and look under Membership then Join Today. Scroll to the bottom of the page. The above hyperlink will also take you there. For those who prefer to do it by phone, call 877-595-9094 M-F 8:30 to 4:30 Central time.



Rudy Adams
Old Growth
Japanese Maple



Meeting Location and Time**:

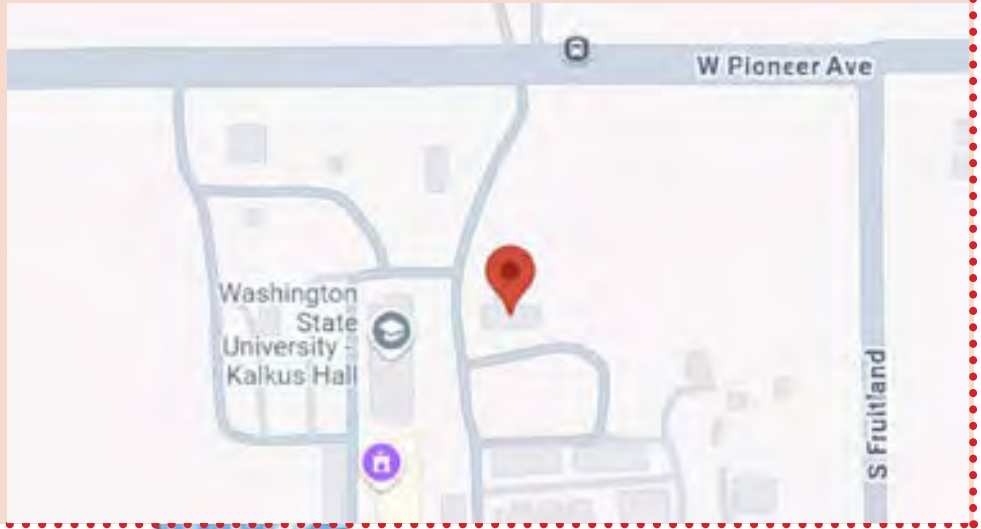
WSU Extension in the D.F. Allmendinger Center
2607 W Pioneer Ave, Puyallup WA 98371

Social Hour 5:30 – 6:30 pm (bring your show-and-tell, President’s Challenge or just mingle)

Meeting Starts 6:30 – 7:00 pm
(Announcements, show-and-tell, President’s Challenge, etc.)

Demonstration 7:00 – 8:30

**If you would like to help with the set up or clean up, please plan to come at 5 or stay after and help to clean up.



Ethan Green - Madrona



 Looking for some inspiration?
Check out the [SPSW YouTube Channel](#)

JoAnn Amberg - Maple



Participation Tickets



Want more chances for prizes at the December meeting?

If you participate in **Show and Tell**, **Wood Donation**, or **Set-up / Clean-Up**, make sure you fill out a participation ticket.

2025 Membership Renewals



If you enjoy SPSW please take the time to renew your membership.

The dues for 2025 are only \$45 for the entire year and that is for your whole family.

Terry Broberg, our Director of Membership, is taking dues for the 2025 year. I hope each of you will join us again for another event-filled year. I would like to encourage everyone to get your 2025 dues paid as soon as possible.

Your dues are what enable us to rent our great meeting facility, provide equipment like the new multiple camera system used to enable members to better view demonstrations in person and on-line, and purchase the tools and equipment we need to run demonstrations and sawdust sessions.

You can either pay your dues at the meeting, or an even easier method is to do it online through the members only tab on the [SPSW website](#).



Maple

Travis Miller

Spalted Maple & Walnut

January 's President's Challenge

January's president's challenge was to bring your first turned item. There were a few entries. The top entry was Terry Broberg's lighthouse that is on the cover of this newsletter. Below are the other entries.



Par McCart



John Howard



Ramon Lyn



Devin Garlick



Becky Lathrop



Georgan Curran



Kathy Garlick



Unknown



Kathy Steadman

YOUR SPSW OFFICERS**President: Kathy Garlick**

253-204-9278

kgcloset@yahoo.com**V. President / Program Chair: Ed White**

206-218-3797

programs@spswoodturners.org**Secretary: Mark Gilbert**secretary@spswoodturners.org**Treasurer: Pam Parson**

253-381-7130

spswtreasurer@gmail.com**Newsletter: Suzette Edwards**

253-846-8418

winginsue@gmail.com**Membership: Terry Broberg**

253-606-2190

membership@spswoodturners.org**Webmaster & Social Media: Tim Spaulding**webmaster@spswoodturners.org**Store Sales: John Howard**

253-370-5704

storesales@spswoodturners.org**Industry Coordinator: Pat McCart**

253-927-5464

industry@spswoodturners.org**AV Coordinator & Zoom Tech: Ramon Lyn**

904-993-8106

avcoord@spswoodturners.orgtech@spswoodturners.org**Wood Rat: Doug Reynolds**

253-941-7985

wood_rat@spswoodturners.org**Mentorship: Michael Poirier**mentorship@spswoodturners.org**Director At Large: Dave Best**

253-732-5654

atlarge2@spswoodturners.org**Director At Large: AAW Liaison****Kent Horton**

206-909-2701

scimankent@gmail.com**Jet Lathe For Sale**

This Jet 1442 was donated to our club last week and is currently in my shop awaiting its forever home. We've decided to support a lucky member by offering a significant discount before posting it publicly for \$750. A member can have it for \$600.

New in 2006, it is in pristine condition. It is currently assembled, cleaned, lubed and tested. It's very quiet and smooth, clean and with no significant blemishes. See it run.

**Details:**

- 14" swing over the bed
- 42" space between centers
- 1hp motor
- 115/240 volt operation, wired to run on 110v household current
- Variable speed (mechanical)
- Spindle size: 1"x8 TPI
- 2MT head and tail stock
- Headstock rotates 360 degrees
- Has original leveling feet
- Weighs about 360lbs

Comes with:

- Tool rest
- Tool rest extension
- Live center

Does not come with faceplate, chuck, knock-out bar or anything else.

Happy to help disassemble and load into your vehicle. Delivery and help with reassembly possible. To view (hopefully buy!), please contact Ethan at mistersawdust@hotmail.com or phone 360-801-1299.

Ethan Green

We are now collecting dues for 2025. Dues for individuals or for the whole family are \$45/year. We accept cash, check, Visa®, MasterCard®, American Express®, Discover® or debit card.

This is still one of the best deals around. For just \$45 you get a monthly meeting featuring top notch presenters, an avenue to display your talents, and a forum to seek advice and ask questions. You have access to a group of mentors who can help you improve your skills.

Also, there is a monthly “open turning session” (our Sawdust Sessions) on the Saturday following the meeting. Use the membership application below and pay at the meeting or mail it to the address on membership form.

We now also have the option for you to join, renew, or just donate. We are a registered 501 (c)(3) non-profit organization. You can pay at the meeting, or on-line! Just go to our website (www.spswoodturners.org), fill out the form, and pay with PayPal.

AAW membership is separate from membership in the SPSW Chapter. Now is also a good time to sign up for the [American Association of Wood turners \(AAW\)](#). Annual memberships in the AAW operate on an yearly anniversary cycle, whereby your membership will start with your join date and continue until the same date the following year.

If your level of AAW membership includes a printed copy of the American Woodturners journal, you will receive six issues starting with the issue published after you join or renew.

**South Puget Sound Woodturners (SPSW)
Membership Application**

Name: _____ Membership: New
 Renewal

Address: _____

City: _____ State: _____ Zip: _____

Telephone number: _____

Email: _____

How long have you been turning? _____ AAW Member?: _____

Interest: Spindle Turning Bowls Vases Segmented turning Tool making
Tool Sharpening Pen Making Other

Membership dues for South Puget Sound Woodturners are \$45.00 annually. IF paying by mail, make the check payable to South Puget Sound Woodturners (or SPSW) and mail this form to:

South Puget Sound Woodturners
PO Box 1792
Milton WA 98354

If paying on-line, [visit our website](#), fill out the on-line form and pay with PayPal



Zoom Meeting If you haven't been on Zoom before, just follow the steps below. **(If you have been in a Zoom meeting before, just start at step 3.)b.**

1. **The Zoom meeting invitation is only sent to active members.** So, if you have not paid your dues since October 2023, you will need to go to the members tab on the [SPSW website](https://spswoodturners.org) (spswoodturners.org) and renew your membership. Please note that it would normally cost more for just one of these demonstrations than your SPSW dues for the entire year.
 - a. Those of you who get the newsletter by snail-mail will need to get us an e-mail address where we can send your meeting invitation. Please send it to (membership@spswoodturners.org)
2. Before the scheduled meeting, you need to go to zoom.com and download the free "Zoom Meetings" app. The Zoom download is quick, easy, and free!
3. **Information and Invitation Delivery Schedule:**
 - a. **The Wednesday the week before the meeting** – The Zoom Meeting Invitation will go out to our active member's distribution list. (This is if we get the link by then)
 - i This invitation contains a link that appears in blue letters. Just click it to join the remote demo on Thursday.
 - ii Please save this where you can find it.
 1. If you don't see the invitation(s) in your inbox, then please check your "junk" or "spam" folder. If you get our newsletters, the meeting invitation should come right into your inbox.
 2. If you did NOT get the email, the link will be posted on the SPSW website under [For Members/Zoom Meeting Link](#)
 - b. **The Saturday before the meeting.** – A reminder will be e-mailed to our active member's distribution list.
 - c. **The day of the meeting** - Log into the meeting by 7:00pm
 - i. The demo will start at 7:00pm
 - ii. When you click on the link, you will be asked if you want to join with video and audio. Answer "yes" to both, then you will enter a virtual waiting room. Wait just a few seconds and one of the co-hosts will admit you into the actual meeting.
 - iii. **Note:** If you have previously downloaded the app, you may see an update is available. If you see it, please update your app. Zoom is making frequent changes to the program to strengthen security.
 - iv. Devices used to view the demo can be smartphones, tablet computers, laptops, etc. To fully participate, the device needs to have audio and a camera.