


CHIPS &

November 2024

S H A V I N G S

The latest news and updates from
South Puget Sound Woodturners



In This Issue

- [November President's Letter](#)
- [November Demonstrator:
Eileen Collins - Logos and the Laser Pecker](#)
- [A Word from Kent Horton - AAW Liason](#)
- [2024 Calendar of Events](#)
- [Marc Adams School of Woodturning](#)
- [Nominating Committee](#)
- [November Store - Dyna Glide](#)
- [SPSW Officer List](#)
- [2025 Membership Renewal](#)
- [Zoom Instructions](#)

November President's Letter
By Kathy Garlick

November is the month of Thanksgiving and giving thanks. We have traditions both old and new that we share with our family and friends with a heart of gratitude. What are you thankful for? I am thankful for many things including you all and the friendships I have made over the years and being able to serve as your President of the South Puget Sound Woodturner's club. Thank you for trusting in me to lead our group. It has been quite a year and I couldn't have done any of it without your support and friendship. Even though the year is winding down, our club activities are steadily continuing forward. November is another demonstration with Eileen Collins as she will be covering how to "Design your Logo and the Laser Pecker". I am pretty excited as she has been an outstanding demonstrator for our club this year.

We are in full swing of photos for our club roster. If you haven't had an opportunity to have your photo taken by Jim Higgins at our meetings, he will be available again this month, so don't delay. We would like to have this published in January. As a reminder, this will be available in our Members Only section on our website. The purpose of the photo roster is to be able to recognize one another at our meetings and to be able to put a name with your beautiful face. If you are unable to make it to a meeting but would like to be included in our photo roster, please feel free to email your photo to ridgecrestwardlibrary@gmail.com.

A quick update on Doug Reynolds, he is at home resting. His surgery went well and he is on the mend. We are all grateful that he was in the right place at the right time to get the life saving care that he needed. I'm sure we will all be THANKFUL when he returns in full swing as our Wood Rat extraordinaire.

Reminder that our November President's Challenge is the 'Hollow Form', I look forward to your entry to the final challenge of the year. Our last two President's Challenges were a one and done, I know we have some pretty spectacular artisans in our club and all entries are welcome as long as it has not been brought to a previous show-and-tell. If you have suggestions for next year's President's Challenges, please email them to me at the above email address. I can try to have a clipboard available for your suggestions.



Kathy Garlick




Chris Christensen
 Tropical Walnut, Maple,
 Bloodwood and Yellow H.



Brian Finch
 Fir

My Desire is to Inspire Eileen Collins

“Think about how you sign your work. What are you trying to communicate to those who pick up your work? In my demonstration on Laser Pecker – How to Design Your Logo, I will expose you to Fundamentals in Graphic Design and Techniques you may not have considered when signing your work.” ~ Eileen Collins



Bring your Logo concepts! Bring your questions!

Eileen Collins is a woodturner from Mountlake Terrace, Snohomish and Edmonds. She is a proud, 4th generation Washingtonian. Eileen has an eclectic formal education that includes costume design, textile art and industrial engineering. In her career at Boeing, she even completed a weeklong course in aircraft painting. She credits her art background for instilling a “think out of the box” approach to problem solving and creativity.



Eileen has been very gracious in support of SPSW as a demonstrator this year. Way back in January, she demonstrated Fiber Reactive Dyes and then provided an encore mini workshop on that topic during our March mini symposium. Back again for our September mini symposium, Eileen demonstrated Inside-Out Turned Ornaments. And once again in November we will be blessed with Eileen’s talents as she will demonstrate Laser Pecker – How to design Your Logo.

No Girls Allowed ~ In high school, because she was a girl, Eileen was not allowed to take wood shop. Thus, her first turning experience emerged during a woodworking course as an art student in college. The final project for the class required two different woodworking processes. This began as a segmented bowl concept using 1” x 4” lumber to create the blanks. After preparing the segmented blanks, and with some assistance from her dad making a jig to hold the wood, she turned the bowl and the base on the drill press. A flat lid was made with a curved insert, woven top and a hinge was added. The lid got lost over the years, and the hinge was broken off, but the remainder of the piece is stout with simple functional lines. “It looked like a toilet”. Given the utilitarian appearance of the artwork, and the approaching deadline, Eileen christened her first woodturning The Royal Flush and received an A grade for the project. Decades on, the piece still dwells in her shop as an old friend.



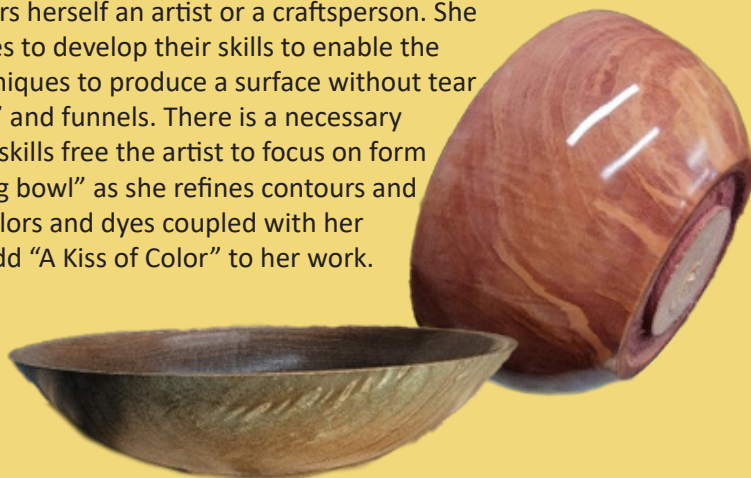
A Kiss of Color: I asked Eileen whether she considers herself an artist or a craftsperson. She quickly replied, “Both”. As a craftsperson one strives to develop their skills to enable the artist. The craftsperson develops their turning techniques to produce a surface without tear out and a turning routine to eliminate “stove pipes” and funnels. There is a necessary balance between artist and craftsperson. Practiced skills free the artist to focus on form and appearance. Eileen strives to achieve a “floating bowl” as she refines contours and develops the foot of the bowl. Her knowledge of colors and dyes coupled with her deft abilities with an airbrush enable the artist to add “A Kiss of Color” to her work.

Always Turn Safe,

Ed White

206-218-3797

programs@spswoodturners.org



A Word From Kent Horton


Hello again, this is Kent Horton with another installment of my monthly addition, to SPSW’s newsletter.

My mantra:

“If you are serious about becoming a better woodturner you owe it to yourself to become a member of AAW (American Association of Woodturners,) they provide a wide range of resources focused on all aspects of woodturning.”

As several of you know, I have been limited in my ability to stand for more than a few minutes at a time, this has also limited my time at the lathe (I don’t feel comfortable trying to turn while seated.)

Anyhow, while recovering I have focused my time in the shop and taken Pat McCart’s advice seriously concerning cleaning and organizing my work space. I have WAY TOO MANY “almost” completed projects. In an attempt to get organized, I have been reviewing AAW’s “Tips and Tricks for the Woodturner”. Each month, AAW’s “American Woodturner” magazine includes a section on “tips” suggested from its members, which has been compiled into book format and sold as a separate publication from AAW. [This book](#) is divided into seven self- described sections as follows:



- Section 1 – Work Holding
- Section 2 – Tool Storage and Organization
- Section 3 – Tool Making and Sharpening
- Section 4 – Sanding and Finishing
- Section 5 – Project Tips
- Section 6 – Lathe Fixtures and Accessories
- Section 7 – Other Great Ideas

If you, like me, are always looking for ideas to make your turning easier or better, I encourage you to check out this AAW publication – it is full of some great ideas.

Yours in turning,

Kent Horton,
 Director-at-Large
 AAW Liaison
 206.909.2701
scimankent@gmail.com

2024 CALENDAR OF EVENTS

Date	Time	Demonstrator(s)	IRD	Subject
Nov 21st	7pm	Eileen Collins		Design Your Custom Logo and the LaserPecker
Nov 23rd	9am	Sawdust Session		Wayne Wells’ Shop*
Dec 19th	7pm	Holiday Party		
Dec 21st	9am	Sawdust Session		Wayne Wells’ Shop*
Jan 16th 2025	7pm	Jimmy Allen		Turn Your Own Handles
Jan 18th 2025	9am	Sawdust Session		Wayne Wells’ Shop*

* 12012 28th Ave E, Tacoma 98445



Ethan Green
 Pear, African
 Blackwood

[Table of Contents](#)

Marc Adams School of Woodworking

Last week I attended seven days of woodturning instruction at Marc Adams School of Woodworking (marcadams.com) with father and son professional woodturners Hans and Jakob Weissflog of Northwest Germany. The first two days were on turning the perfect sphere without measuring or jigs, just spindle work. The next five days was on boxes and more. We turned a "Drunken Box" which waddles when rolled, a "Standing Oval Box" and a "Spider Box with Pierced Lid". Pictures are attached for the newsletter. I will have them for show and tell at the next meeting. When I look at their pieces, I wondered how in the world did they do that. Hans and Jakob walked us through the process step by step.

We spent some time on the turning of jamb chucks as much of what we did was either off center or remounted at different angles in the jamb chuck. Hans "back hollows" like Richard Raffan does on YouTube. It takes some time to get the hang of it but, one you do, it is fast and efficient.



For more information on their work please see: [Jakob Weissflog Wins The Center for Art in Wood's First Bob Stocksdale Award \(youtube.com\)](#).

Doug Reynolds



John Paul
All are Maple



Roy Lane
Maple



Nominating Committee

The slate of officers was presented to the membership at the last meeting in October. This month we will vote and, if elected, the following people will take office as of January First. I can't forget to thank David Best who is going off the board, after many years of service to the club, this year. Also, thank you to each of these folks for their willingness to step forward and support our club next year. We could not be what we are without each of them!

	Position	Name		Position	Name
1	President	Kathy Garlick	2	Vice President/ Programs	Ed White
3	Treasurer	Pam Parson	4	Secretary	Mark Gilbert
5	Newsletter	Suzette Edwards	6	Membership	Terry Broberg
7	Webmaster	Tim Spaulding	8	Store Sales	John Howard
9	At Large	Pat McCart	10	AV/Technology	Ramon Lyn
11	AAW Liaison	Kent Horton	12	Mentorship	Michael Poirier
13	Wood Rat	Doug Reynolds	14	At Large	Jim Higgins
15	Industry Coordinator/Outreach		Ethan Green		



November Store Sale

Dyna Glide: We sold out our fourth case of the very popular DynaGlide Plus lubricant last month. This stuff is magic! A quick spritz applied to your ways protects the metal against rust and has your banjo sliding around like skates on ice. Unlike many lubricants, DynaGlide Plus has nothing in it that causes any problems with finishes. If you haven't tried this stuff, do yourself a favor and get a can. We sell it at a great price, and you will be happy you bought a can.

Abrasive Overstock Reduction Sale: Over the years, we have carried many different sand paper discs and sheets. I have personally used all of them and find them each to be a high-quality product. But we have so many different kinds available that I want to discontinue buying and stocking them. Therefore, we are offering some of these abrasive discs and emery-cloth sheets at bargain sale prices. Stop by the Store Sales table at the meeting and check out these screaming deals!



AnchorSeal Plus: Years ago, Ken and Polly Light drove to Portland and bought a 55-gallon drum of AnchorSeal. We sold the last of it last month. I need to speak to the board about whether we want to do this again but rest assured that we know that members love this stuff. Stay tuned for more news about AchorSeal.

John Howard

Store Sales Price List


Brand	Description	Unit Size	Price
Adhesives			
Starbond	StarBond Thin, set	16 oz	35.00
	Starbond Thin, kit	2 oz	10.00
	StarBond Medium, kit	2 oz	10.00
	Starbond Instaset accelerator	2 oz	9.00
	Accelerator, Pump	2 oz	9.00
Bob Smith Industries	MaxiCure, Extra Thick Gap Filling	2 oz	9.00
	Maxicure Medium, Gap Filling	2 oz	9.00
	20 minute cure epoxy resin	13 oz Kit	12.00
Insta-Set	Insta-Set Accelerator, Pump Spray	2 oz	10
Adhesive Accessories			
	CA Applicator, Fine	3 ea	1.00
	CA Extra fine glue tips	3 ea	1.00
	CA Replacement Glue Cap	ea	1.00
	Extender tips	3 ea	1.00
	SuperSolvent	2 oz	7.00
	Superglue Pipettes (Eye Droppers)	3 ea	1.00
	Tubing	2 feet	1.00



Pat McCart
Doug Fir &
Locust



Myrtle



JoAnn Amberg
Sycamore



[Table of Contents](#)

Store Sales Price List continued

Brand	Description	Unit Size	Price
Sanding			
Woodturners Wonders	Ekablue Sand Paper from Sweden 120 - 360 grit	2 Sheets	1.00
	1/3 Sheet Hook and loop Flexible Hand Sanding Pad		8.00
	Green Remover Smoother (2" versized)	25	4.00
	Green Wave Mylar backed Sanding Disks, 2" Oversized	25 Pack	5.00
	Green Wave Mylar backed Sanding Disks, 3" Oversized	25 Pack	7.00
	Toughy Tapered Sanding Disc Mandrels 2"	ea	7.00
	Tuffy Tapered Sanding Disc Mandrels 3"		10.00
	Intermittent Hook & Loop Pad, 2"	ea	4.00
	Intermittent Hook & Loop Pad, 3"	ea	5.00
	Mandrels, Sanding 2"	ea	7.00
	Mandrels, Sanding 3"	ea	10
	Micro Mesh Wet/Dry 3"X6" Sheets Qty. 12	pkg	24.00
	Micro Mesh Wet/Dry 3"X6" Sheets Qty. 6	pkg	13.00
	Wonderweave 2" disk Kit, Low Grits (60- 600)	40 Discs	9.00
	Wonderweave 3" disk Kit, Low Grits (60- 600)	40 Discs	10.00
	Wonderweave disk Kit 3" High Grits Grits (800-3000)	25 Discs	5.00
	Wonderweave 3X8" 60-600 grit sheets Assortment	Pack	5.00
Uneeda NW	EkaMant Blue Sanding Discs 2" 80 - 400 Grit	10 Pack	3.00
	EkaMant Blue Sanding Discs 3" 80 - 400 Grit	10 Pack	4.00
	Emory Cloth Sheets 8.5X11" (120, 180, 220, 320)	ea	1.00
	9x11 Wet Dry Sand Paper 400 - 600 Grit	4 Sheets	3.00
	SPSW Logo Shirt - through XL	ea	14.00
	SPSW Logo Shirt - 2XL	ea	16.00
	SPSW Logo Shirt - 3XL	ea	18.00
Finishes and Finishing Materials			
GluBoost	Fill n Finish Kit		43.00
Doctors Workshop	Cutting Board Wax	4 oz	12.00
	High Build Friction Polish	Pint	18.00
	Pens Plus Finish	Pint	18.00
	Walnut Oil	Pint	14.00
	Walnut Oil/Carnuba Wax & Shellac Woodturning Finish	Pint	18.00
	Walnut Oil and Wax Woodturning Finish	Pint	14.00
	Walnut Oil Microcrystal Paste Wax	Jar	10.00
	Walnut Oil Microcrystalline Bowl Finish	Pint	14.00
Lathe and Turning Accessories			
	Dyna-Glide Plus dry lubricant, 13 oz. Aerosol Can	ea	16.00
	E-Z Lock Metal screw inserts, 10/bag	Pkg	5.00
	E-Z Lock Metal screw inserts, 25/bag	Pkg	13.00
	Index Wheel for 3/4", 1" or 1-1/4" spindle		20.00
	Nomar Grinder Angle Gauge	ea	5.00

YOUR SPSW OFFICERS

President: Kathy Garlick
253-204-9278
kgcloset@yahoo.com

V. President / Program Chair: Ed White
206-218-3797
programs@spswoodturners.org

Secretary: Mark Gilbert
secretary@spswoodturners.org

Treasurer: Pam Parson
253-381-7130
spswtreasurer@gmail.com

Newsletter: Suzette Edwards
253-846-8418
winginsue@gmail.com

Membership: Terry Broberg
253-606-2190
membership@spswoodturners.org

Webmaster & Social Media: Tim Spaulding
webmaster@spswoodturners.org

Store Sales: John Howard
253-370-5704
storesales@spswoodturners.org

Industry Coordinator: Pat McCart
253-927-5464
industry@spswoodturners.org

AV Coordinator & Zoom Tech: Ramon Lyn
904-993-8106
avcoord@spswoodturners.org
tech@spswoodturners.org

Wood Rat: Doug Reynolds
253-941-7985
wood_rat@spswoodturners.org

Mentorship: Michael Poirier
mentorship@spswoodturners.org

Director At Large: Dave Best
253-732-5654
atlarge2@spswoodturners.org

**Director At Large: AAW Liaison
Kent Horton**
206-909-2701
scimankent@gmail.com



Looking for some inspiration?
Check out the [SPSW YouTube Channel](#)

2025 Membership Renewals



If you enjoy SPSW please take the time to renew your membership.

The dues for 2025 are only \$45 for the entire year and that is for your whole family.

Terry Broberg, our Director of Membership, is taking dues for the 2025 year. I hope each of you will join us again for another event-filled year. I would like to encourage everyone to get your 2024 dues paid as soon as possible.

Your dues are what enable us to rent our great meeting facility, provide equipment like the new multiple camera system used to enable members to better view demonstrations in person and on-line, and purchase the tools and equipment we need to run demonstrations and sawdust sessions.

You can either pay your dues at the meeting, or an even easier method is to do it online through the members only tab on the [SPSW website](#).



SPSW is a chapter of the American Association of Woodturners (AAW). Many of our members are just members of the chapter but not the American Association of Woodturners (AAW).

The AAW offers an introductory free 3-month trial membership to chapter members. The free membership allows access to all online publications like The American Woodturner, Woodturning FUNdamentals magazine, and AAW e-newsletters.

Visit the website www.woodturner.org (or click the link if you are an email newsletter subscriber) and look under Membership then Join Today. Scroll to the bottom of the page. The above hyperlink will also take you there. For those who prefer to do it by phone, call 877-595-9094 M-F 8:30 to 4:30 Central time.

We are now collecting dues for 2025. Dues for individuals or for the whole family are \$45/year. We accept cash, check, Visa®, MasterCard®, American Express®, Discover® or debit card.

This is still one of the best deals around. For just \$45 you get a monthly meeting featuring top notch presenters, an avenue to display your talents, and a forum to seek advice and ask questions. You have access to a group of mentors who can help you improve your skills.

Also, there is a monthly “open turning session” (our Sawdust Sessions) on the Saturday following the meeting. Use the membership application below and pay at the meeting or mail it to the address on membership form.

We now also have the option for you to join, renew, or just donate. We are a registered 501 (c)(3) non-profit organization. You can pay at the meeting, or on-line! Just go to our website (www.spswoodturners.org), fill out the form, and pay with PayPal.

AAW membership is separate from membership in the SPSW Chapter. Now is also a good time to sign up for the [American Association of Wood turners \(AAW\)](#). Annual memberships in the AAW operate on an yearly anniversary cycle, whereby your membership will start with your join date and continue until the same date the following year.

If your level of AAW membership includes a printed copy of the American Woodturners journal, you will receive six issues starting with the issue published after you join or renew.

South Puget Sound Woodturners (SPSW) Membership Application

Name: _____ Membership: New
 Renewal

Address: _____

City: _____ State: _____ Zip: _____

Telephone number: _____

Email: _____

How long have you been turning? _____ AAW Member?: _____

Interest: Spindle Turning Bowls Vases Segmented turning Tool making
Tool Sharpening Pen Making Other

Membership dues for South Puget Sound Woodturners are \$45.00 annually. IF paying by mail, make the check payable to South Puget Sound Woodturners (or SPSW) and mail this form to:

South Puget Sound Woodturners
PO Box 1792
Milton WA 98354

If paying on-line, [visit our website](#), fill out the on-line form and pay with PayPal



Zoom Meeting If you haven't been on Zoom before, just follow the steps below. **(If you have been in a Zoom meeting before, just start at step 3.)b.**

1. **The Zoom meeting invitation is only sent to active members.** So, if you have not paid your dues since October 2023, you will need to go to the members tab on the [SPSW website](https://spswoodturners.org) (spswoodturners.org) and renew your membership. Please note that it would normally cost more for just one of these demonstrations than your SPSW dues for the entire year.
 - a. Those of you who get the newsletter by snail-mail will need to get us an e-mail address where we can send your meeting invitation. Please send it to (membership@spswoodturners.org)
2. Before the scheduled meeting, you need to go to zoom.com and download the free "Zoom Meetings" app. The Zoom download is quick, easy, and free!
3. **Information and Invitation Delivery Schedule:**
 - a. **The Wednesday the week before the meeting** – The Zoom Meeting Invitation will go out to our active member's distribution list. (This is if we get the link by then)
 - i This invitation contains a link that appears in blue letters. Just click it to join the remote demo on Thursday.
 - ii Please save this where you can find it.
 1. If you don't see the invitation(s) in your inbox, then please check your "junk" or "spam" folder. If you get our newsletters, the meeting invitation should come right into your inbox.
 2. If you did NOT get the email, the link will be posted on the SPSW website under [For Members/Zoom Meeting Link](#)
 - b. **The Saturday before the meeting.** – A reminder will be e-mailed to our active member's distribution list.
 - c. **The day of the meeting** - Log into the meeting by 6:30pm
 - i. The demo will start at 6:30pm
 - ii. When you click on the link, you will be asked if you want to join with video and audio. Answer "yes" to both, then you will enter a virtual waiting room. Wait just a few seconds and one of the co-hosts will admit you into the actual meeting.
 - iii. **Note:** If you have previously downloaded the app, you may see an update is available. If you see it, please update your app. Zoom is making frequent changes to the program to strengthen security.
 - iv. Devices used to view the demo can be smartphones, tablet computers, laptops, etc. To fully participate, the device needs to have audio and a camera.