

CHIPS

&

August 2024

S H A V I N G S

The latest news and updates from
South Puget Sound Woodturners

In This Issue

- [August President's Letter](#)
- [August's Demo: Pat McCart - 3 Footed Bowl](#)
- [Woodturning.. A Long Journey We Make With Dear Friends](#)
- [August President's Challenge - Live Edge Bowl](#)
- [July President's Challenge Winner - Dave Best](#)
- [New Meeting Location](#)
- [Curved Lines Using a Laser Device](#)
- [2024 Calendar of Events](#)
- [August Store](#)
- [SPSW Officer List](#)
- [Membership Renewal](#)
- [Zoom Instructions](#)



*August President's Letter
By Kathy Garlick*

Well, if it isn't already AUGUST!!!! My goodness we are eight months into 2024 and what a year we have seen in the SPSW: excellent demonstrations starting with Eileen Collins, Terry Broberg, Elizabeth Weber, Doug Reynolds, Roberto Ferrer and Rick Rich. The July Picnic and Auction was a great success and I would like to thank all of you who came and had lunch and chatted with friends or made new friends. Kudos to all of you who made the bidding so much fun and for winning some great wood for spinning and other projects you have in store; A great big THANK YOU to everyone, who, through your generous donations and those who purchased (at a great price) some Anchor Seal, ALL TOGETHER we had a grand total of just over \$1600.00. A big shout out to all who came to help including our Auctioneer, Stephanie Lane and Auction Assistant Ryan Howard for his invaluable help in distributing paddles and keeping everyone's purchases in order.


Rounding out our year we will be graced by the one and only Pat McCart demonstrating his 3-footed bowl this month in our new meeting facility at the WSU Campus in Puyallup in the DF Allmendinger Center located at 2606 W Pioneer, Puyallup 98371. Doors will open at 5pm, social hour from 5:30-630 – bring your show and tell and your President's Challenge item. We will start our meeting at 6:30 with announcements, show-and-tell and President's Challenge winner(s). We will be presenting our main event at 7pm. Please come early or stay late to lend a helping hand. If you do, you can put your name on a ticket for entry to our prize drawings at our annual Christmas Party in December.

If you are interested in entering a turned piece into the Washington State Fair, now is the time and August 16th is the deadline to bring your items for the contest. We have had many beautiful pieces this year. Entry fee is only \$6 per item. See last month's newsletter for details on how to enter. Also, please be ready to sign up as a demonstrator at the WA State Fair. There will be several time slots to choose from. As a demonstrator, you will receive fair entrance and parking. It is a lot of fun to do.

Member Jim Higgins will be set up to take photos of you for our club directory. When it is completed you will be able to access it in the member's only section of our website. You will control the amount of information shared with your fellow club members. We would like to include a photo, name and at least your phone number and/or email. We will have a release form for each of you to sign. Thank you for your participation.

I look forward to seeing you at our new facility!

Kathy Garlick



Participation Tickets

If you participate in **Show and Tell, Wood Donation, or Set-up / Clean-Up**, make sure you fill out a participation ticket. The tickets are for prizes at the December meeting!

August's Demo: Pat McCart - Three Footed Bowl

20 years ago, I inherited an old Craftsman lathe that originally belonged to my Grampa. I was given some hand me down tools and a quick basic lesson which started me down the road on a wood turning journey.

I have turned 400+ bowls with a focus on locally sourced woods and simple designs that showcases the uniqueness of the wood on both sides of the bowl.

Utilizing 3 simple feet that flow out of the bottom to both elevate the form and provide lightness to the shape. 3 feet also form a stable base to rest on.

I'll show the steps and tools I use to make bowls that highlight the best characteristics of each piece of wood. I will illustrate where to locate the feet and explain why they need to go there on both natural edge and flat rim pieces.



Pat McCart



Other works by Pat McCart



Maple Burl Bowls

Woodturning

A Long Journey we make with dear Friends!

Our South Puget Sound Woodturners demonstrator for the August meeting will be our very own Pat McCart. Pat's DNA is spelled with the letters S, P, S and W. He has been an integral part of our club for over twenty years. Each of the fifty to sixty regular attendees of our monthly meetings bear witness to his enduring support for the club. Most every month we see him play the role of Captain of the SPS-Woodturners Express Wagon, conveying our prized equipment from storage to the monthly meetings as well as to the sawdust sessions on the following Saturday and then back to storage. For those of us who have had the opportunity to receive woodturning lessons from Pat, they experience a calm, confidence-building, Teddy Bear of a coach and mentor who joyfully shares his knowledge and skills with those who seek it. Thank you, Pat! Currently, Pat enjoys the role of Industry Coordinator for the club.

Recently, I sat down with Pat to gain further insight into his woodturning journey. Here is a bit of our conversation. I began by asking, "What triggered the idea of wood turning for you?" Pat replied, "Years ago, my uncle called me and told me, 'I'm buying a new lathe, do you want your grandpa's old Craftsman?'" That was Pat's start in woodturning. Pat added, "twenty bowls after that, I purchased a better used lathe. Then roughly forty bowls after that, I purchased the lathe I use today" (which is a Powermatic 3520 B). I then asked Pat, "What woodturning groups have you belonged to?" I was surprised to learn he has only been a member of South Puget Sound Woodturners (SPSW). During his time with the club, he has served as club president twice with a total of 8 years as president. Besides demonstrating for our club on multiple occasions, Pat has demonstrated for the Woodturners of Olympia, as well as the Olympic Peninsula Woodturners club.

If you are familiar with a PBS show called Craftsman's Legacy (craftsmanslegacy.com) hosted by Metal Shaper and renowned Motorcycle Builder, Eric Gorges, then you might recall Eric's key question about halfway through his extended visit and interviews of Artists and Craftsman across America. Eric's question is, "Do you consider yourself an Artist or a Craftsman?" I have always found this to be a insightful question when interviewing our monthly demonstrators. Pat's reply to this question was a quick and resounding "Craftsperson." Adding, "I'd much rather, let the wood speak for itself."

About halfway through our conversation, I asked, "How has your woodturning focus, or interest changed over the years?" He replied that initially, he was interested in trying segmented turning, but he quickly lost interest after seeing the amount of equipment involved, so he turned his attention to making high quality, turned bowls. One of his specialties is the three footed bowl. Which is the subject of his demonstration this month.

I then asked Pat if there was anything else interesting that he would like to share. Pat reflected a bit then shared guidance he received from Ted Bartholomew, the very first President of the South Puget Sound Woodturners club, when Pat asked him whether he should take on the position of club president. Ted poignantly advised Pat, "You will love the friends you make, and you will hate losing a lot of friends."

My next question was, "What aspect of turning do you enjoy the most? For a long time, the answer to this question for Pat had been "producing a quality bowl." But, in recent years, "helping others to turn a quality bowl" is equally or more enjoyable for Pat. He then volunteered a bit of his woodturning philosophy, "Avoid, kind-a good at many things, instead focus on pretty good a one or just a few things."

To wrap up our time together, I asked Pat, "Considering your upcoming demonstration, what might you say to entice our readers about Three Footed Bowls? Pat answered, "I will share where and why I put the feet on my bowls. It makes a world of difference where they go!"



Always turn safe!

Ed White

[Table of Contents](#)

August President's Challenge

This month's President's Challenge category will be SEGMENTING: Please bring your favorite segmented piece. As I have been thinking about it, there are so many styles of segmented artwork that can really take on some amazing forms. I look forward to seeing yours. Pat McCart would like to know how many pieces are in your entries, so when he asks you can give him a number. Your entry should not have been brought to a show and tell previously. I look forward to seeing your true works of art!



Blood Wood & Curly Maple
Chris Christiansen

July President's Challenge Entries



John Howard
Maple Burl

Pat McCart
Maple Burl



Wayne Wells
Apple

Phil Dotson
Maple

Cherry
JoAnn Amberg

Doug Reynolds
Maple



Bob Custer
Cedar

Maple



Ed White
Madrone

David
Cathers

Henry Retailiau
Maple Burl

Ethan Green
Madrone

Black
Acacia



More on the next page

[Table of Contents](#)

July President's Challenge Winner - Dave Best

The July 2024 President's Challenge of a live edge bowl or vessel was the most competitive challenges to date. There were so many beautiful bowls and/or vessels, I'm sure that our judges had quite the time choosing a winner. The first place live edge entry was from none other than our very own photographer, David Best. If you are not familiar with Dave or his exceptional piece he brought for the live edge challenge, he has been on the SPSW Board of Directors and has held many positions throughout the years as a member of our local club. I am ever grateful for his kindness and humility. He is one of the early demonstrators when we joined the club several years ago. The first demonstration I saw him do was a hollow form with his Trent



Bosch visualizer. As a newbie that really opened my eyes to one of the many facets of wood turning despite the many technical difficulties we had that evening. As time has passed, we have been graced my many more works of art, the carved open hollow form, levitating spheres, floating bowl, to name a few. He is a wonderful artisan to say the least. So when he presented his live edge bowl with all of those worm holes, just WOW! He tells me it was just the other half of maple burl from another turning he did a decade ago, that was sitting around his shop for 10 years and thought he would give it a try. Well, we all know how that 'try' turned out.

David Best has been a woodworker and wood turner for about 35 years. His first foray into wood turning was when he and his wife bought a book for his father-in-law for Christmas, Creative Woodturning by Dale L Nish. Perusing the book before gifting it, he was completely intrigued by its contents and sparked an interest in learning more. As one of the original members at the first meeting 30 years ago, it started with 45 guys breaking off from the Seattle Club (including some long time members that we see today such as Bob Sievers who won The President's Challenge in April), wanting a meeting closer to home. They were thinking it would shrink in size to about 25 within a couple of years at best, but the club just kept growing to what we have today. The same thing happened when some SPSW members broke off and started the Olympia club.



Humble as he is, Dave calls himself a great plagiarizer, when he sees something he likes he will try and do it up himself. He has about 60 rough turned pieces in his shop right now wondering what will tickle his fancy next. I am curious to see his newest entry in October! Leaving with some words of encouragement to those of us who are just starting out, David Best "likes to show people that there is more to wood turning than just a bowl. Opening a world of opportunities" that wood turning can be in showcasing his beautiful pieces of art. David as well as myself would encourage you to go into the SPSW Gallery to check out our many talented artists in the SPSW.

More President's Challenge Entries



Wayne Wells
California Pepper



Steve Minor
Maple

New SPSW Meeting Location

Yes, we are moving our meeting location. During our June board meeting the SPSW board evaluated a proposed new location and made the decision that it was in the best interest of our members to transition to the proposed location. The new location is the Washington State University Research & Extension Center, 2606 West Pioneer, Puyallup, Washington 98371. (a.k.a. Allmendinger Center)

Meetings in the new location begin this month!

Always Turn Safe,
Ed White



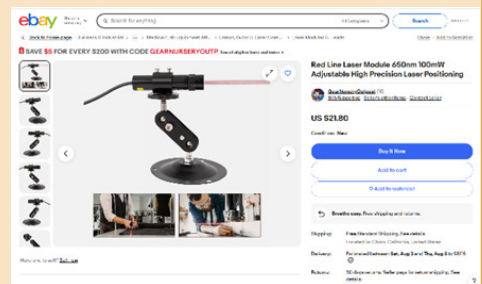
Curved Lines using a Line Laser Device Source of Supply

Back in June our guest demonstrator Reberto Ferrer [Ferrer Studio Fine Woodworking Art in Chicago Area](#) deployed the use of an inexpensive line laser device during his demonstration of Antiquity Fluted Bowl and hand carving techniques. He showed how to define the location of a series of repeating arcs around the base of the bowl positioning the line laser adjacent to the base of the bowl with the bowl still chucked on the lathe. Images of the finished piece are shown. During his demonstration he mentioned that he originally sourced his line laser from Harbor Freight, but that he did not believe it was still available through that company.



Images of the finished piece are shown. During his demonstration he mentioned that he originally sourced his line laser from Harbor Freight, but that he did not believe it was still available through that company.

I took up the challenge to locate one of these devices. Sure enough, Harbor Freight no longer offers the line laser that works for this application. So, I continued my search on-line and quickly located a very similar device on eBay. The




product description is as follows: Red Line Laser Module 650nm 100mW Adjustable High Precision Laser Positioning. Power: 100mw. Wavelength: 650nm.

Here are a couple of photos of the set-up I received. The product comes with a black steel mounting base seen with three holes for attaching the base to a suitable surface. I chose to remove that base and replace it with strong magnet base. The line laser is powered by a 120V adaptor that was included with the purchase. The laser line is bright and easily seen. The projected line is a bit wide, but should be suitable for projecting a consistent line that follows the curve of various sized bowls.



Turn something fun today,

Ed White



2024 CALENDAR OF EVENTS

Date	Time	Demonstrator(s)	IRD	Subject
Aug 15th	7pm	Pat McCart		Three Footed Bowl (you can see one on page 6)
Aug 17th	9am	Sawdust Session		Wayne Wells' Shop*
Sept 19th	7pm	Mini Symposium		TBD - Hey VOLUNTEER!
Sept 21st	9am	Sawdust Session		Wayne Wells' Shop*
Oct 17th	7pm	Trent Bosch		Hollow Forms
Oct 19th	9am	Sawdust Session		Wayne Wells' Shop*

* 12012 28th Ave E, Tacoma 98445

DO NOT MISS OUT! Read the ZOOM instructions on the last page.



Rob McNeil
African Wenge



Brian Metcalf
Hickory & Table Leg



Maple
John Paul



TR Metcalf
Maple



SPSW is a chapter of the American Association of Woodturners (AAW). Many of our members are just members of the chapter but not the American Association of Woodturners (AAW). **The AAW offers an introductory free 3-month trial membership to chapter members.** The free membership allows access to all online publications like The American Woodturner, Woodturning FUNDamentals magazine, and AAW e-newsletters.


Visit the website www.woodturner.org (or click the link if you are an email newsletter subscriber) and look under Membership then Join Today. Scroll to the bottom of the page. The above hyperlink will also take you there. For those who prefer to do it by phone, call 877-595-9094 M-F 8:30 to 4:30 Central time.

SPSW Store August

The SPSW Store Sales table will be open and fully stocked for our August meeting in our new venue at the WSU Extension Center in Puyallup. Last month we were running low on sandpaper discs, but I was able to order more and will have them available at this coming meeting.

I'd like to feature our abrasives at this meeting. Not only are we fully stocked again on the long-lasting green mylar-backed Woodturners Wonders green wave and remover/smoothen discs, but we also still have some of the EkaBlue discs on sale at just \$1.00/10 for 2" discs and \$3.00/10 for the 3" ones. We also have an assortment of variety packs of WonderWeave (Similar to Abranet) discs in course (60-600 grit) and fine (800-3000 grit) packs.

Don't forget we have screaming deals on high quality/low-cost sheet sandpapers and long-lasting cloth backed abrasives too! You can find them all in the blue accordion file on the Store Sales Table.



If you need AnchorSeal, please contact and let me know, and I will try to bring it to the meeting for you. You can call me at 253-370-5704 or email me at jhowardcdt@comcast.net.

Bring your shopping lists and I'll see you at our first meeting in Puyallup. Until then, let's all keep those chips flying!

John Howard

Store Sales Price List

Brand	Description	Unit Size	Price
Adhesives			
Starbond	Starbond Thin, kit	2 oz	10.00
	Starbond Instaset accelerator	2 oz	4.00
	StarBond Thin, set	16 oz	35.00
	StarBond Medium	2 oz	10.00
	Accelerator, Pump	2 oz	9.00
Bob Smith Industries	MaxiCure, Extra Thick Gap Filling	2 oz	9.00
	Maxicure Medium, Gap Filling	2 oz	9.00
	20 minute cure epoxy resin	13 oz Kit	12.00
Insta-Set	Insta-Set Accelerator, Pump Spray	2 oz	10
Adhesive Accessories			
	Extender tips	3 ea	1.00
	Extra fine glue tips	3 ea	1.00
	Tubing (2 feet)		1.00
	CA Applicator, Fine	3 ea	1.00
	Glue Cap Replacement	ea	1.00
	SuperSolvent	2 oz	7.00
	Superglue Pipettes (Eye Droppers)	3 ea	1.00

Brand	Description	Unit Size	Price
Sanding			
Woodturners Wonders	Toughy Tapered Sanding Disc Mandrels 2"	ea	7.00
	Tuffy Tapered Sanding Disc Mandrels 3"		10.00
	Soft Intermediate Sanding Pad 2"	ea	4.00
	Soft Intermediate Sanding Pad 3"	ea	5.00
	Green Wave Mylar backed Sanding Disks, 3" Oversized	25 Pack	7.00
	Wonderweave 2" disk Kit, Low Grits (60- 600)	40 Discs	9.00
	Wonderweave 3" disk Kit, Low Grits (60- 600)	40 Discs	14.00
	Wonderweave disk Kit 3" High Grits Grits (800-3000)	25 Discs	12.00
	Wonderweave 3X8" 60-600 rit sheets Assortment	Pack	5.00
	1/3 Sheet Hook and loop Flexible Hand Sanding Pad		8.00
	Sand Paper, Ekablue from Sweden 120 - 360 grit	2 Sheets	1.00
Uneeda NW	EkaMant Blue Sanding Discs 2" 80 - 1000 Grit	10 Pack	3.00
	EkaMant Blue Sanding Discs 3" 80 - 1000 Grit	10 Pack	4.00
	Emory Cloth Sheets 8.5X11" (120, 180, 220, 320)	ea	1.00
	9x11 Wet Dry Sand Paper 400 - 600 Grit	4 Sheets	3.00
Ultra Flex	Micromesh Wet/Dry Sand Paper	2 Pack	24.00
Finishes and Finishing Materials			
GluBoost	Fill n Finish Kit		43.00
Doctors Workshop	Walnut and Waxpaste	Jar	10.00
	Walnut Finishing Oil		14.00
	Microcrystal Wax Bowl Finish	Pint	14.00
	Walnut Oil and Wax Woodturning Finish	Pint	14.00
	Walnut Oil/Carnuba Wax & Shellac Woodturning Finish	Pint	18.00
	High Build Friction Polish	Pint	18.00
	Pens Plus Finish	Pint	18.00
	Cutting Board Wax	4 oz	12.00
Lathe and Turning Accessories			
	Lyn Grinder Angle Gauge	ea	5.00
	Anchor Seal 2	1 Gal	18.00
	E-Z Lock Metal screw inserts, 10/bag	Pkg	5.00
	E-Z Lock Metal screw inserts, 25/bag	Pkg	13.00
Multi-Marketing Group	Index Wheel for 3/4", 1" or 1-1/4" spindle		20.00
	Dyna-Glide Plus dry lubricant, 13 oz. Aerosol Can	ea	15.00

YOUR SPSW OFFICERS

President: Kathy Garlick
253-204-9278
kgcloset@yahoo.com

V. President / Program Chair: Ed White
206-218-3797
programs@spswoodturners.org

Secretary: Mark Gilbert
secretary@spswoodturners.org

Treasurer: Pam Parson
253-381-7130
spswtreasurer@gmail.com

Newsletter: Suzette Edwards
253-846-8418
winginsue@gmail.com

Membership: Terry Broberg
253-606-2190
membership@spswoodturners.org

Webmaster & Social Media: Tim Spaulding
webmaster@spswoodturners.org

Store Sales: John Howard
253-370-5704
storesales@spswoodturners.org

Industry Coordinator: Pat McCart
253-927-5464
industry@spswoodturners.org

AV Coordinator & Zoom Tech: Ramon Lyn
904-993-8106
avcoord@spswoodturners.org
tech@spswoodturners.org

Wood Rat: Doug Reynolds
253-941-7985
wood_rat@spswoodturners.org

Mentorship: Michael Poirier
mentorship@spswoodturners.org

Director At Large: Dave Best
253-732-5654
atlarge2@spswoodturners.org

**Director At Large: AAW Liaison
Kent Horton**
206-909-2701
scimankent@gmail.com



Looking for some inspiration?
Check out the [SPSW YouTube Channel](#)

2024 Membership Renewals



If you enjoy SPSW please take the time to renew your membership.

The dues for 2024 are only \$45 for the entire year and that is for your whole family.

Terry Broberg, our Director of Membership, is taking dues for the 2024 year. I hope each of you will join us again for another event-filled year. I would like to encourage everyone to get your 2024 dues paid as soon as possible.

Your dues are what enable us to rent our great meeting facility, provide equipment like the new multiple camera system used to enable members to better view demonstrations in person and on-line, and purchase the tools and equipment we need to run demonstrations and sawdust sessions.

You can either pay your dues at the meeting, or an even easier method is to do it online through the members only tab on the [SPSW website](#).

We are now collecting dues for 2024. Dues for individuals or for the whole family are \$45/year. We accept cash, check, Visa®, MasterCard®, American Express®, Discover® or debit card.

This is still one of the best deals around. For just \$45 you get a monthly meeting featuring top notch presenters, an avenue to display your talents, and a forum to seek advice and ask questions. You have access to a group of mentors who can help you improve your skills.

Also, there is a monthly “open turning session” (our Sawdust Sessions) on the Saturday following the meeting. Use the membership application below and pay at the meeting or mail it to the address on membership form.

We now also have the option for you to join, renew, or just donate. We are a registered 501 (c)(3) non-profit organization. You can pay at the meeting, or on-line! Just go to our website (www.spswoodturners.org), fill out the form, and pay with PayPal.

AAW membership is separate from membership in the SPSW Chapter. Now is also a good time to sign up for the [American Association of Wood turners \(AAW\)](#). Annual memberships in the AAW operate on an yearly anniversary cycle, whereby your membership will start with your join date and continue until the same date the following year.

If your level of AAW membership includes a printed copy of the American Woodturners journal, you will receive six issues starting with the issue published after you join or renew.

South Puget Sound Woodturners (SPSW) Membership Application

Name: _____ Membership: New
 Renewal

Address: _____

City: _____ State: _____ Zip: _____

Telephone number: _____

Email: _____

How long have you been turning? _____ AAW Member?: _____

Interest: Spindle Turning Bowls Vases Segmented turning Tool making
Tool Sharpening Pen Making Other

Membership dues for South Puget Sound Woodturners are \$45.00 annually. IF paying by mail, make the check payable to South Puget Sound Woodturners (or SPSW) and mail this form to:

South Puget Sound Woodturners
PO Box 1792
Milton WA 98354

If paying on-line, [visit our website](#), fill out the on-line form and pay with PayPal



Zoom Meeting If you haven't been on Zoom before, just follow the steps below. **(If you have been in a Zoom meeting before, just start at step 3.)b.**

1. **The Zoom meeting invitation is only sent to active members.** So, if you have not paid your dues since October 2023, you will need to go to the members tab on the [SPSW website](https://spswoodturners.org) (spswoodturners.org) and renew your membership. Please note that it would normally cost more for just one of these demonstrations than your SPSW dues for the entire year.
 - a. Those of you who get the newsletter by snail-mail will need to get us an e-mail address where we can send your meeting invitation. Please send it to (membership@spswoodturners.org)
2. Before the scheduled meeting, you need to go to zoom.com and download the free "Zoom Meetings" app. The Zoom download is quick, easy, and free!
3. **Information and Invitation Delivery Schedule:**
 - a. **The Wednesday the week before the meeting** – The Zoom Meeting Invitation will go out to our active member's distribution list. (This is if we get the link by then)
 - i This invitation contains a link that appears in blue letters. Just click it to join the remote demo on Thursday.
 - ii Please save this where you can find it.
 1. If you don't see the invitation(s) in your inbox, then please check your "junk" or "spam" folder. If you get our newsletters, the meeting invitation should come right into your inbox.
 2. If you did NOT get the email, the link will be posted on the SPSW website under [For Members/Zoom Meeting Link](#)
 - b. **The Saturday before the meeting.** – A reminder will be e-mailed to our active member's distribution list.
 - c. **The day of the meeting** - Log into the meeting by 7:00pm
 - i. The demo will start at 7:00pm
 - ii. When you click on the link, you will be asked if you want to join with video and audio. Answer "yes" to both, then you will enter a virtual waiting room. Wait just a few seconds and one of the co-hosts will admit you into the actual meeting.
 - iii. **Note:** If you have previously downloaded the app, you may see an update is available. If you see it, please update your app. Zoom is making frequent changes to the program to strengthen security.
 - iv. Devices used to view the demo can be smartphones, tablet computers, laptops, etc. To fully participate, the device needs to have audio and a camera.