

CHIPS &

JUNE 2022

THE LATEST NEWS AND UPDATES FROM
SOUTH PUGET SOUND WOODTURNERS

S
H
A
V
I
N
G
S

Happy Father's Day

IN THIS ISSUE

- June Demo - Finishing with Michael Dresdner
- Wood Sales at meetings
- WIT eXchange Update
- Sawdust Sessions
- 2022 Membership Renewals
- A Word from Kent Horton - AAW Liason
- Marc Adams School of Woodworking - Review
- SPSW Store May Highlight - Kits
- Join the Wood Rats

June's Demo

Michael Dresdner

Finishing



June President's Message by Fred Abeles


Hi all you great South Puget Sound Woodturners members. Our May meeting went very well and featured our own Michael Poirier showing how to get started with segmented turning by making a segmented coffee mug. He cut the segments using his demo table saw, showed the gluing process and the steps in assembling the rings and turning the finished mug. It was very well accepted and we had 52 people in attendance, our largest in-person group in quite a while.

June Meeting

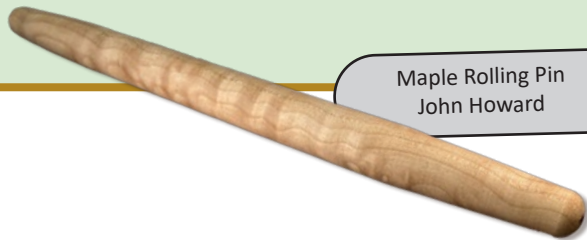
On June 15th will feature Michael Dresdner doing a live demonstration on his various finishing techniques. A fascinating and must-see demonstration for all of us.

Wood Purchasing

Please support our club by purchasing some of the wood at our monthly meetings being offered by our wood rat supreme Doug Reynolds. Also please support our club's sales table being run by John Howard. We're preparing for a wonderful picnic/wood auction on July 21. Our wonderful wood rat committee met on Saturday May 7th at Devin Garlick's house to cut up and prepare some of the wood that Devin is supplying for our wood auction. We will have maple, madrone, apple, birch, plum and some others. It's a wonderful opportunity to pick up some really great turning wood at some very good prices to support our wonderful club.



Fred



Maple Rolling Pin
John Howard



Black Walnut - David Best

Wood Sales

Have you missed out on goodies picked up by the Wood Rats? Do you want some great pieces of wood for your shop but can't really afford to buy the kiln dried stuff from the stores? Well, we have great news for you! Our very own chapter Wood Rat leader, **Doug Reynolds** has wood for sale at each meeting for very reasonable prices. He has rough cut stuff, bowl blanks, cut offs and all sorts of wood. Go check out Doug's table and get yourself some treasures for turning! You will be glad you did.



Wood Rats

If you would like to be notified when we are going out to cut wood so you can get a little for yourself, please let our wood-rat, Doug Reynolds, know. You don't necessarily need your own chain saw. There are many things that folks can do to help at these events. But you will see how to safely use a chain saw and also will see how to section the

tree so you get the best and most interesting wood out of it. You will also have access to people who can help you get started on how to seal the wood to minimize checking, explain the advantages of green wood turning, rough turning, and coring processes. If that sounds interesting to you, please let Doug know, and he can put you on his list and you will be contacted by e-mail when he has wood or when we're going out to cut. You can e-mail Doug at dougr83@comcast.net.

June Demonstrator - Michael Dresdner



Michael Dresdner is a nationally known finishing, woodworking, and guitar making expert, consultant, lecturer, columnist, and author of five books, seven videos, and over ten thousand articles on woodworking, finishing and guitarmaking. He is the former head of research and development for Martin Guitar Company, the founding CEO of Tacoma Guitar Company, former owner of Factory 875, and owner of Rainy Day Ukes. He has been a contributing editor or columnist for over half a dozen publications including Fine Woodworking, American Woodworker, and Woodworker’s Journal, was the “answer man” at www.woodanswers.com, and is a former editor of the Woodworker’s Journal eZine. He bought his first lathe in 1979.



This time around I’ll introduce you to what for many will be a new adhesive, filler, and finish that has some unique properties. With it in the you can pot inlays, create clear, colored, and glow dark void fillers, clear pore filler, and a high gloss finish that goes on in minutes and is both waterproof and durable enough for even daily use objects, like knife handles, goblets, and bowls. As always, I will leave plenty of time for questions on any subject you care to broach.



2022 CALENDAR OF EVENTS

Date	Time	Demonstrator(s)	IRD	Subject
June 16th	7pm	Michael Dresdner		Finishing
June 18th	9am	Sawdust Session		Wayne Well’s Shop*
July 21st	7pm	Fred Abeles		Pen Turning
July 23rd	9am			Annual Wood Auction
August 18th	7pm	David Best		Carving and Surface Texture
August 20th	9am	Sawdust Session		Wayne Well’s Shop*
Sept 15th	7pm	Mini Symposium		Presenters TBD
Sept 17th	9am	Sawdust Session		Wayne Well’s Shop*



Black Locust
Herb Gaines

* 12012 28th Ave E, Tacoma 98445

Note: In house demos will be broadcast on Zoom from the Fife Center. DO NOT MISS OUT! Read the ZOOM instructions on the last page.

A Word From Kent Horton



Hello again, this is Kent Horton, your AAW/SPSW liaison with another installment of “As The AAW Turns” (so to speak). Things are really ramping up for AAW 36th Annual International Symposium in Chattanooga, Tennessee on June 23-26. The list of presenters and vendors is quite amazing. If you attend, you will have an opportunity to win a 100 Year Limited Edition Anniversary Powermatic 3520C Lathe being donated by JPW Industries. (Must be present to win!) Good Luck.



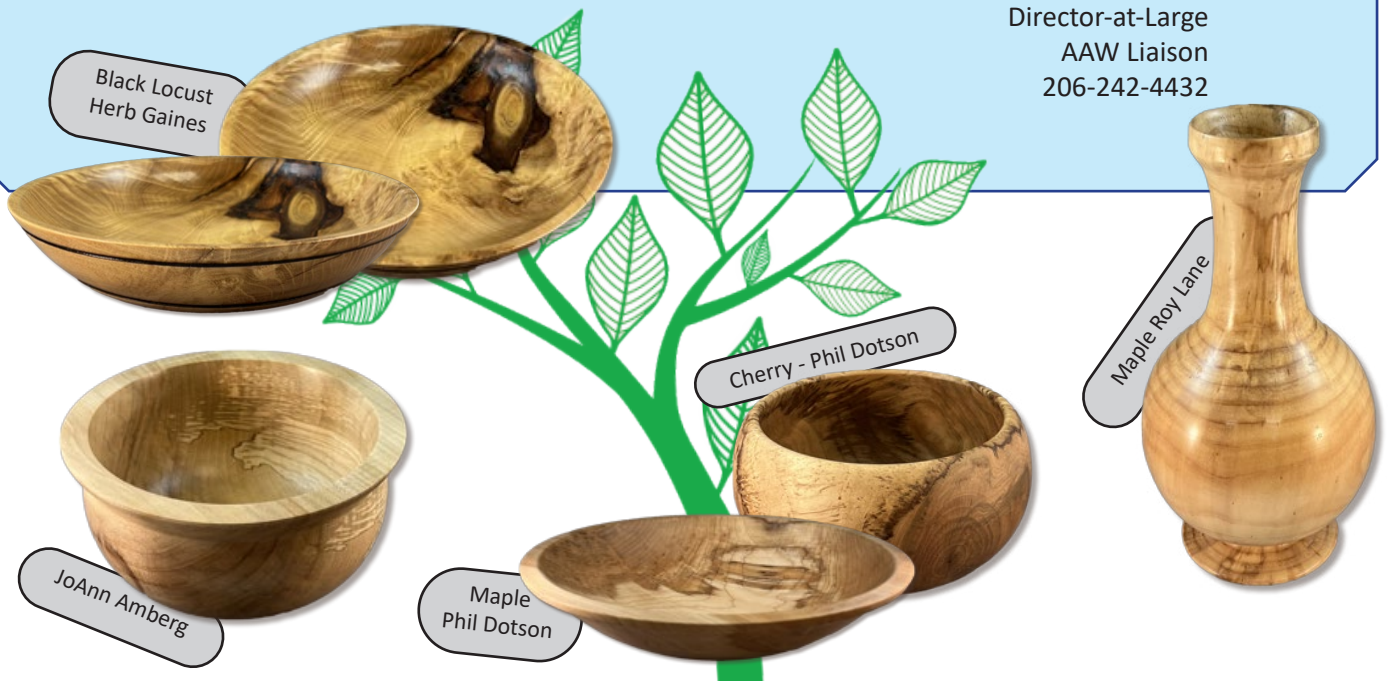
In this month’s issue of AAW’s American Woodturner, I was struck by how timely two of the featured articles were in relation to two of our club’s recent in-house presentations. John Underhill and Mark Dreyer’s article on resin casting complemented Ken Light’s excellent presentation. The pictures accompanying the article provide vivid examples of the tremendous variety of artistic directions this process provides to “wood”turners. Another article, this one by Al Miotke, goes in-depth into the development of segmented turning. Featured in the article is the introduction of new and improved methods of cutting and aligning segments/rings. The “wedgie sled” as demonstrated by Michael Poirier was identified as a gamechanger in the world of segmenters. Included in the article is a list of helpful references of jigs, tools, books and software for anyone interested in planning and executing a segmented turning project. A new online chapter of the AAW is available at segmentedwoodturners.org.

Before signing off for this month’s newsletter article, I wanted to be sure and reiterate AAW’s stand on fractal burning, a dangerous process of using high voltage electrical current to burn interesting patterns in wood (versus using a relatively safe traditional woodburning unit.) AAW states:

“AAW chartered chapters are strongly urged to refrain from demonstrating or featuring the process in chapter events. Due to liability concerns the AAW Board has decided to disallow chapters to promote, demonstrate or allow the use of fractal burning to be eligible to obtain, or renew, insurance through the AAW for their chapter.”

SPSW is directed by AAW to not allow fractal-burned pieces to be displayed in instant galleries, exhibitions, at chapter meetings, or on chapter websites. So, be forewarned about this dangerous practice. Until next time. Be safe, and enjoy your time at the lathe.

Kent Horton,
 Director-at-Large
 AAW Liaison
 206-242-4432



WIT

Women in Turning



[Rythmic Dance](#)

Another year of the WIT eXchange has ended. My team had a rather boring entry but HOLY COW you guys. You have GOT to see what team "Three Beaches" did with "[Rythmic Dance](#)". This is an incredible work of art. From the design to the finished product, team DO NOT do look at

Three Beaches knocked it out of the park. These pictures it justice. Click on the link, read about the process and the pictures but don't stop there. Toward the bottom you will see a video. Turn your sound up then watch the video. You will be blown away. This is some of the talent that the Women in Turning encourages. One of the team was experienced, one was a newbie and one intermediate. They created this incredible piece in just a few weeks.

Suzette



FOR SALE

I have a Powermatic 4224 with a 6 ½ inch lift with casters. .It comes with an outboard extension and banjo used three times. The bed height is 39 inches. It is in good shape but could use a new paint job. If you want a good upgrade to a 24" lathe but don't want to pay the new price of \$8,899 for the new "B" model, mine is only \$3,000. I want to downsize to a shorter bed with a capacity of around 16 inches. I live in Belfair - Roger Dunn, 206-948-3551, aredone@gmail.com

Saturday Sawdust Sessions

Our Sawdust Session is happening on June 18th, the Saturday after the May general membership meeting. Our last Sawdust session was spectacular with 12+ people in attendance. We had 3 lathes going and the sharpening station.

The sawdust session is an excellent opportunity for all members to come, join in the comradery of working with other members to learn a variety of new skills or improve on some old ones and share with new turners a skill they may be struggling with. We meet in a member's shop and we have 3 or 4 lathes all going at once. Wayne Wells has generously offered us the use of his shop for these activities. If you would like to attend, just join us at Wayne's. The address is 12012 28th Ave E, Tacoma 98445. It is just off 112th, between the Summit and Parkland areas.

One of our more experienced members is at each lathe showing people how to make good, clean, and safe cuts at the lathe. We can usually put the tools in the hands of people who have never turned anything before. We can also assist with learning how to sharpen tools.

Sawdust sessions are one of most valuable benefits of belonging to the SPSW.


We usually have some very new woodturners, some intermediate turners who might have a project with them that they are stuck on, and some very experienced members to help anyone that needs it. We all have great time!

This is a great opportunity for everyone. If you are a new turner, please come! I guarantee you will get to make some cuts, will have a good time, and will make some great friends. Please take advantage of this opportunity and join us.



Maple & Ebony
Jack Chapel

Marc Adams School of Woodworking



A couple of months ago I asked you, our club members, to let me know your thoughts and insights regarding residential woodworking schools you had attended. Doug Reynolds graciously responded to my request to tell me about his multi-year (15) experience of attending Marc Adams School of Woodworking (MASW) beginning in 2007, with 5-day classes and others up to three-week classes. Located in Franklin, Indiana, a short distance from Indianapolis. Classes at MASW range in size (usually 10-16 students) and ability levels covering a wide range of topics – depending on the instructors scheduled for the term. Classes typically begin with a short introduction and demonstration focusing on what the instructor wants the students to learn first. Students then go to their assigned workstation and practice the skills presented, under the watchful eye and guidance of the instructor or dedicated shop assistant. After an appropriate amount of time the class is reassembled to demonstrate the next skill. Each student works at his or her own pace. Some classes are skill focused (think tool control) with no intent to complete a project while other classes are project based (bowls, boxes, hollow forms, etc.) with the focus on project completion at the students’ pace. More experienced turners are able to turn more items as the time allows. Doug mentioned that between the well-equipped shop with multiple machines and there being plenty of opportunity to get assistance from the instructor or shop assistant, there is little time lost waiting for machines or getting help when needed. Doug has been particularly impressed with the quality of instruction. Marc brings in nationally and internationally recognized instructors to lead these classes. In addition to the quality of instruction, Doug talked about the high quality shop equipment and purposeful layout. Each student has a well-lit workstation with plenty of room to work safely with available sharpening stations to be able to work with little interruption.

After Doug’s strong recommendation, Marc Adams School of Woodworking has certainly moved up on my list of woodworking schools to consider attending.

Doug, Thanks for sharing your thoughts and insights about MASW!

Kent Horton

2022 Membership Renewals

Despite the global pandemic our membership has stayed relatively stable and last year we ended up with about 130 paid members. But it is time to renew membership for 2022.

Terry Broberg, our Director of Membership, started taking dues for the 2022 year in October. I hope each of you will join us again for another event-filled year. I would like to encourage everyone to get your 2022 dues paid as soon as possible. Your dues are what enable us to rent our great meeting facility, provide equipment like the new multiple camera system used to enable members to better view demonstrations in person and on-line, and purchase the tools and equipment we need to run demonstrations and sawdust sessions.

You can either pay your dues at the meeting, or an even easier method is to do it online through the members only tab on the [SPSW website](#).



Acacia & Mesquite
Devin Garlick



Maple/Walnut/Cherry
Fred Abeles

SPSW Store May Highlight - Kits

Last month we had a wonderful donation to the club, and we are featuring them at this month's meeting. A member donated a large number of pencil kits, letter opener kits, and beautiful super high quality Rosewood pen blanks. All these kits are gold plated.

- Prices are as follows:
- $\frac{3}{4}$ x $\frac{3}{4}$ Rosewood blanks \$1.00 ea. or 35/\$30
 - 7 mm. pencil kits \$2.00 ea. or 10/\$15
 - Jett Ti/Gold Pencil kits \$3.00 ea. or 10/\$25
 - 7 mm. Letter opener kits \$4.00 ea. or 10/\$35
 - European Pencil kits (11/32") \$4.00 ea. or 10/\$35



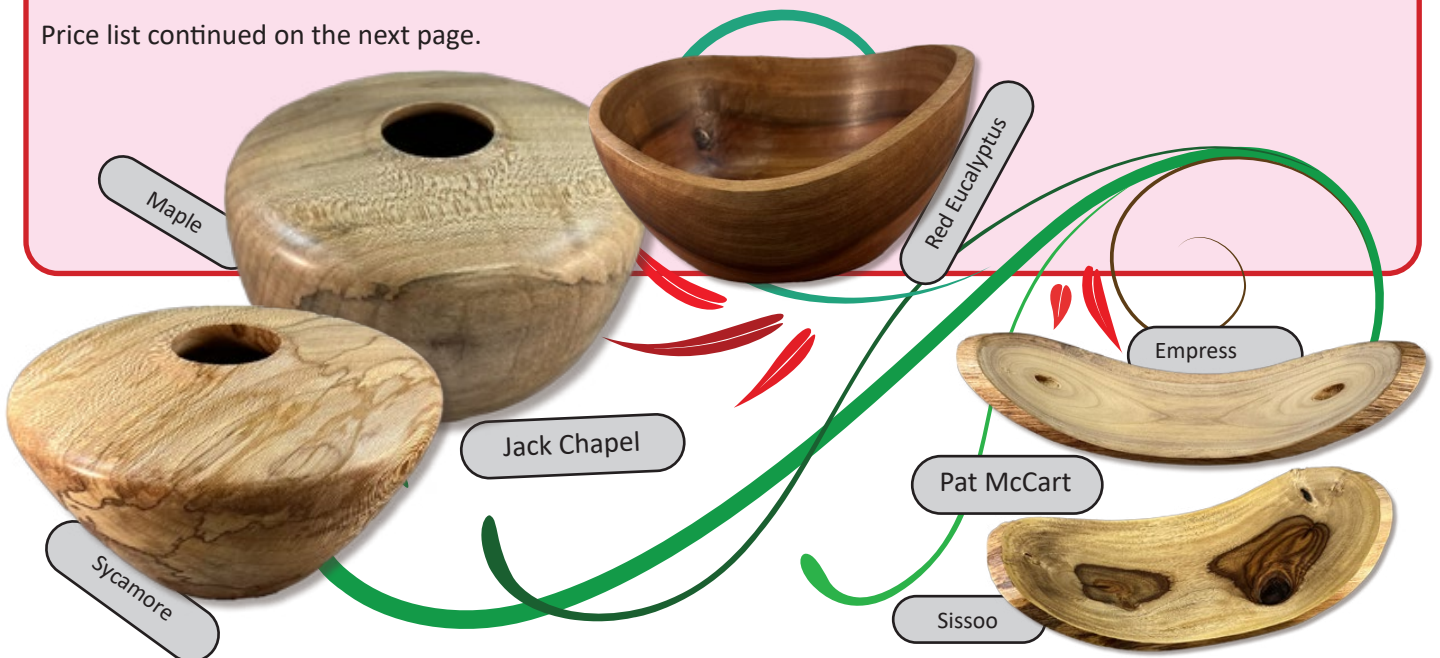
I was told that we have more coming from this donation, but not know that that may be yet. Please stop by the table, and check all this out at the meeting. Ask me and I'll show you how I used some of this wood to show off a contrasting Celtic knot pen blank. I also used some of the Glu-Boost pen finish that Michael will be highlighting at this next meeting. It really is a great pen finish.

See you there.... *John*

Store Sales Price List

Brand	Description	Unit Size	Price
Adhesives			
Starbond	Starbond Thin, Kit	2oz	10.00
	Starbond Instaset accelerator	2oz	4.00
	StarBond Thin, set	16oz	35.00
Insta-Set	Insta-Set Accelerator, Pump Spray	2oz	10.00
Bob Smith Industries	MaxiCure, thick Gap Filling	2oz	9.00
	Maxicure Medium, Gap Filling	2oz	9.00
	20 minute cure epoxy resin	13oz	12.00

Price list continued on the next page.



Store Sales Price List continued

Brand	Description	Unit Size	Price
Adhesive Accessories			
	Extender tips	3 ea	1.00
	Extra fine glue tips	3 ea	1.00
	Tubing (2 feet)		1.00
	CA Applicator, Fine	3 ea	1.00
	Glue Cap Replacement	ea	1.00
	SuperSolvent	2oz	7.00
	Superglue Pipettes (eye droppers)	3ea	1.00
Sanding			
Woodturners Wonders	2" Sanding Disc Mandrels	ea	7.00
	3" Sanding Disc Mandrels	ea	10.00
	Wonderweave 2" disk Kit, Low Grits (60- 600)	ea	9.00
	Wonderweave 3" disk Kit, Low Grits (60- 600)	ea	12.00
	Wonderweave 3X8" 60-600 rit sheets Assortment	pack	5.00
	Flexible Sanding Pad	ea	8.00
	Sand Paper, Ekablue from Sweden 120 - 360 grit	2 sheets	1.00
Uneeda NW	EkaMant Blue Sanding Discs 2" 80 - 1000 Grit	10 pack	3.00
	EkaMant Blue Sanding Discs 3" 80 - 1000 Grit	10 pack	4.00
	Uneeda Wet Dry Sand Paper 400 - 600 Grit	2 sheets	1.00
Uneeda Ekamant	Emory Cloth Sheets 8.5X11" (120, 180, 220, 320)	ea	1.00
Ultra Flex	Micromesh Wet/Dry Sand Paper	pack	13.00
	Micromesh Wet/Dry Sand Paper	2 pack	24.00
Finishes and Finishing Materials			
Doctors Workshop	Walnut and Waxpaste		10.00
	Walnut Finishing Oil		14.00
	Microcrystal Wax Bowl Finish	Pint	14.00
	Walnut Oil and Wax Woodturning Finish	Pint	14.00
	Walnut Oil/Carnuba Wax & Shellac Woodturning Finish	Pint	18.00
	High Build Friction Polish	Pint	18.00
	Pens Plus Finish	Pint	18.00
Lathe and Turning Accessories			
	Anchor Seal	1 Gal	18.00
	E-Z Lock Metal screw inserts, 10/bag	Pkg	5.00
	E-Z Lock Metal screw inserts, 25/bag	Pkg	13.00
Multi-Marketing Group	Index Wheel (.75" shaft hole)		20.00
	Index Wheel (1.00" shaft hole)		20.00
	Index Wheel (1.25" shaft hole)		20.00

YOUR SPSW OFFICERS

President: Fred Abeles
253-631-2534
president@spswoodturners.org

V. President: Robert Fender
206-229-8432
dragonius96@comcast.net

Secretary: Mark Gilbert
secretary@spswoodturners.org

Treasurer: Kathy Garlick
253-204-9278
kgcloset@yahoo.com

Newsletter: Suzette Edwards
253-846-8418
winginsue@gmail.com

Membership: Terry Broberg
253-606-2190
membership@spswoodturners.org

Webmaster & Social Media: Tim Spaulding
webmaster@spswoodturners.org

Store Sales: John Howard
253-370-5704

Industry Coordinator: Pat McCart
253-927-5464
industry@spswoodturners.org

AV Coordinator & Zoom Tech: Ramon Lyn
904-993-8106
avcoord@spswoodturners.org
tech@spswoodturners.org

Wood Rat/Program chair: Doug Reynolds
253-941-7985
programs@spswoodturners.org

Mentorship: Michael Poirier
mentorship@spswoodturners.org

Director At Large: Jeff Marshall
206-935-5347
atlarge2@spswoodturners.org

Director At Large, AAW Liaison
Kent Horton
scimankent@gmail.com

Director At Large: Dave Best
360-893-2210
bompadavid@gmail.com



SPSW is a chapter of the American Association of Woodturners (AAW). Many of our members are just members of the chapter but not the American Association of Woodturners (AAW). **The AAW offers an introductory free 3-month trial membership to chapter members.** The free membership allows access to all online publications like The American Woodturner, Woodturning FUNdamentals magazine, and AAW e-newsletters.

Visit the website www.woodturner.org (or click the link if you are an email newsletter subscriber) and look under Membership then Join Today. Scroll to the bottom of the page. The above hyperlink will also take you there. For those who prefer to do it by phone, call 877-595-9094 M-F 8:30 to 4:30 Central time.



Looking for some inspiration?
Check out the [SPSW YouTube Channel](#)



Koa



Maple



Walnut & Maple
Dave Gere



Walnut, Maple,
Cherry & Beech
Phil Dotson



Walnut Honey Jar
with Dipper
Suzette Edwards

We are collecting 2022 dues. Dues for individuals or for the whole family are \$35/year. We accept cash, check, Visa®, MasterCard®, American Express®, Discover® or debit card.

This is still one of the best deals around. For just \$35 you get a monthly meeting featuring top notch presenters, an avenue to display your talents, and a forum to seek advice and ask questions. You have access to a group of mentors who can help you improve your skills.

Also, there is a monthly “open turning session” (our Sawdust Sessions) on the Saturday following the meeting. Use the membership application below and pay at the meeting or mail it to the address on membership form.

We now also have the option for you to join, renew, or just donate. We are a registered 501 (c)(3) non-profit organization. You can pay at the meeting, or online! Just go to our website (www.spswoodturners.org), fill out the form, and pay with PayPal.

AAW membership is separate from membership in the SPSW Chapter. Now is also a good time to sign up for the [American Association of Wood turners \(AAW\)](#). Annual memberships in the AAW operate on an yearly anniversary cycle, whereby your membership will start with your join date and continue until the same date the following year.

If your level of AAW membership includes a printed copy of the American Woodturners journal, you will receive six issues starting with the issue published after you join or renew.

South Puget Sound Woodturners (SPSW) Membership Application

Name: _____ Membership: New
 Renewal

Address: _____

City: _____ State: _____ Zip: _____

Telephone number: _____ Email: _____

How would you like to receive the newsletter? Email: US Mail:

How long have you been turning? _____ AAW Member?: _____

Interest: Spindle Turning Bowls Vases Segmented turning Tool making
Tool Sharpening Pen Making Other

Membership dues for South Puget Sound Woodturners are \$35.00 annually. IF paying by mail, make the check payable to South Puget Sound Woodturners (or SPSW) and mail this form to:

South Puget Sound Woodturners
PO Box 1792
Milton WA 98354

If paying online, [visit our website](#), fill out the online form and pay with Paypal



Zoom Meeting If you haven't been on Zoom before, just follow the steps below. **(If you have been in a Zoom meeting before, just start at step 3.)b.**

1. **The Zoom meeting invitation is only sent to active members.** So, if you have not paid your dues since October 2019, you will need to go to the members tab on the [SPSW website](https://www.spswoodturners.org) (spswoodturners.org) and renew your membership. Please note that it would normally cost more for just one of these demonstrations than your SPSW dues for the entire year.
 - a. Those of you who get the newsletter by snail-mail will need to get us an e-mail address where we can send your meeting invitation. Please send it to (membership@spswoodturners.org)
2. Before the scheduled meeting, you need to go to zoom.com and download the free "Zoom Meetings" app. The Zoom download is quick, easy, and free!
3. **Information and Invitation Delivery Schedule:**
 - a. **Saturday, June 11th** – The Zoom Meeting Invitation will go out to our active member's distribution list.
 - i. This invitation contains a link that appears in blue letters. Just click it to join the remote demo on Thursday.
 - ii. Please save this where you can find it.
 1. If you don't see the invitation(s) in your inbox, then please check your "junk" or "spam" folder. If you get our newsletters, the meeting invitation should come right into your inbox.
 - b. **Wednesday, June 15th** – A reminder will be e-mailed to our active member's distribution list.
 - c. **Thursday, June 16th** - Log into the meeting between 6:30 and 7:00pm
 - i. Michael's demo will start at 7:00pm
 - ii. When you click on the link, you will be asked if you want to join with video and audio. Answer "yes" to both, then you will enter a virtual waiting room. Wait just a few seconds and one of the co-hosts will admit you into the actual meeting.
 - iii. **Note:** If you have previously downloaded the app, you may see an update is available. If you see it, please update your app. Zoom is making frequent changes to the program to strengthen security.
 - iv. Devices used to view the demo can be smartphones, tablet computers, laptops, etc. To fully participate, the device needs to have audio and a camera.